

---

UNITED STATES  
SECURITIES AND EXCHANGE COMMISSION

Washington, D.C. 20549

---

**SCHEDULE 14A**

Proxy Statement Pursuant to Section 14(a)  
of the Securities Exchange Act of 1934  
(Amendment No. \_\_)

---

Filed by the Registrant ☒

Filed by a Party other than the Registrant ☐

Check the appropriate box:

- ☐ Preliminary Proxy Statement
- ☐ **Confidential, for Use of the Commission Only** (as permitted by Rule 14a-6(e)(2))
- ☒ Definitive Proxy Statement
- ☐ Definitive Additional Materials
- ☐ Soliciting Material Pursuant to §240.14a-12

**PARKER-HANNIFIN CORPORATION**

(Name of Registrant as Specified In Its Charter)

---

(Name of Person(s) Filing Proxy Statement, if other than the Registrant)

Payment of Filing Fee (Check all boxes that apply):

- ☒ No fee required
- ☐ Fee paid previously with preliminary materials
- ☐ Fee computed on table in exhibit required by Item 25(b) per Exchange Act Rules 14a-6(i)(1) and 0-11
-



ENGINEERING YOUR SUCCESS.

# PARKER HANNIFIN PROXY STATEMENT 2025

Parker-Hannifin Corporation is a Fortune 250 global leader in motion and control technologies. For more than a century, the Company has engineered the success of its customers in a wide range of diversified industrial and aerospace markets.

The Win Strategy™

The Win Strategy is Parker's business system that defines the goals and initiatives that drive growth, transformation and success.



Our Values

Our values shape our culture and our interactions with stakeholders and the communities in which we operate and live.

### Winning Culture

We insist on integrity and ethical behavior and we value compassion, respect and inclusion in all aspects of our global business. We seek to raise the quality of life through responsible, global stewardship.

### Passionate People

We are empowered – every idea counts and every role has a voice. We are committed to safety and realize the value of our collective efforts. We believe our strength comes from the relationships and trust we establish with each other, our customers, suppliers, distributors and the world we serve.

### Valued Customers

We partner with our customers to increase their productivity and profitability, ensuring their success as well as ours. We are committed to serving our customers through innovation, value creation and the highest quality system solutions.

### Engaged Leadership

We lead by example, demonstrating our values in all circumstances and at all times. Our character, experience and abilities are the foundation of Parker's operational excellence. We hold ourselves accountable for achieving the results our stakeholders expect. We listen to and encourage one another, and take pride in our growth and accomplishments.

Our Purpose

Our purpose provides inspiration and direction for our team members and highlights how we can have a positive impact on the world.

Enabling Engineering Breakthroughs that Lead to a Better Tomorrow

Parker-Hannifin Corporation  
6035 Parkland Boulevard, Cleveland, Ohio 44124-4141

# Notice of Annual Meeting of Shareholders

**DATE AND TIME**  
October 22, 2025 (Wednesday)  
9:00 a.m. EDT

**ADDRESS**  
Parker-Hannifin Corporation  
6035 Parkland Boulevard  
Cleveland, Ohio 44124

**RECORD DATE**  
September 5, 2025

**To Our Shareholders:**  
You are cordially invited to attend the Annual Meeting of Shareholders of Parker-Hannifin Corporation. The meeting will be held at our headquarters located at 6035 Parkland Boulevard, Cleveland, Ohio 44124-4141, on Wednesday, October 22, 2025 at 9:00 a.m., Eastern Time, for the following purposes:

## Voting Items

1	Election of Directors	✓ <b>FOR</b> each Director nominee
2	Approval of the Compensation of Our Named Executive Officers on a Non-Binding, Advisory Basis	✓ <b>FOR</b>
3	Ratification of the Appointment of Deloitte & Touche LLP as our Independent Registered Public Accounting Firm	✓ <b>FOR</b>

and to transact such other business as may properly come before the meeting.

Shareholders of record at the close of business on September 5, 2025 are entitled to vote at the meeting. On September 5, 2025, 126,544,072 shares were outstanding and entitled to vote at the meeting. Each share is entitled to one vote. This Proxy Statement and the form of proxy are being mailed to shareholders on or about September 19, 2025. Your vote is important, so if you do not expect to attend the meeting, or if you do plan to attend but wish to vote by proxy, please mark, date, sign and return the enclosed proxy card promptly in the envelope provided or vote electronically via the internet or by telephone in accordance with the instructions on the proxy card. Please refer to the section "General Information About the Annual Meeting" for more information.

Thank you for your support of Parker-Hannifin Corporation.

By Order of the Board of Directors

  
**Joseph R. Leonti**  
Secretary  
September 19, 2025

**How to Vote**

**VOTE VIA INTERNET**  
[www.proxyvote.com](http://www.proxyvote.com)

**VOTE BY PHONE**  
800-690-6903

**VOTE BY MAIL**  
Vote Processing  
c/o Broadridge 51 Mercedes Way,  
Edgewood NY 11717

**VOTE AT THE MEETING**  
Parker-Hannifin Corporation  
6035 Parkland Boulevard  
Cleveland, Ohio 44124

**Important Notice Regarding the Availability of Proxy Materials for the Annual Meeting of Shareholders to be held on October 22, 2025.**  
This Proxy Statement, along with our Annual Report on Form 10-K for the fiscal year ended June 30, 2025, is available free of charge on our investor relations website ([investors.parker.com](http://investors.parker.com)).



# Table of Contents

<b>3</b>	<b>Our Company</b>	<b>33</b>	<b>Executive Compensation</b>
3	Business and Performance Highlights	<b>33</b>	<b>✓ Item 2 – Advisory Vote to Approve Named Executive Officer Compensation</b>
4	Executive Compensation Highlights	34	Compensation Discussion & Analysis
5	Corporate Governance Highlights	34	Named Executive Officers
7	Sustainability Highlights	34	Executive Summary
9	Shareholder Engagement Highlights	39	Compensation Setting Process
<b>10</b>	<b>Proxy Statement Summary/Voting Roadmap</b>	44	Principal Elements of Executive Compensation
<b>11</b>	<b>✓ Item 1 – Election of Directors</b>	55	Other Compensation Policies and Practices
12	Director Selection and Nomination, Qualifications and Diversity	57	Accounting and Tax Considerations
13	Director Skills/Experience/Diversity	57	Compensation Committee Report
15	Director Biographies	58	Compensation Tables
15	Nominees for Election as Directors for Terms Expiring in 2026	58	Summary Compensation Table for Fiscal Year 2025
21	Director Independence	60	Grants of Plan-Based Awards for Fiscal Year 2025
21	Annual Elections; Majority Voting; No Cumulative Voting	61	Outstanding Equity Awards at June 30, 2025
21	New Election and Departure	63	Option Exercises and Stock Vested for Fiscal Year 2025
<b>22</b>	<b>Corporate Governance</b>	64	Pension Benefits for Fiscal Year 2025
22	Board and Committee Structure	65	Nonqualified Deferred Compensation for Fiscal Year 2025
22	Current Leadership Structure	66	Potential Payments Upon Termination or Change of Control at June 30, 2025
23	Board Committees; Committee Charters	73	Chief Executive Officer Pay Ratio
25	Meetings and Attendance; Executive Sessions	74	Pay Versus Performance Disclosure
25	Director Education and Orientation Program	74	Pay Versus Performance Table
26	Board and Committee Evaluations	77	2025 Performance Measures
27	Board Strategic and Risk Oversight	<b>78</b>	<b>✓ Item 3 – Ratification of the Independent Registered Public Accounting Firm</b>
27	Board's Role in Strategic Oversight	78	Audit Fees and All Other Fees
28	Board's Role in Risk Oversight	79	Audit Committee Pre-Approval Policies and Procedures
28	Communications with Directors	79	Report of the Audit Committee
29	Other Governance Matters	<b>80</b>	<b>Beneficial Ownership of Common Stock</b>
29	Review and Approval of Transactions with Related Persons	80	Principal Shareholders
29	Proxy Access	81	Delinquent Section 16(a) Reports
30	Stock Ownership Guidelines	<b>82</b>	<b>General Information About the Annual Meeting</b>
30	Insider Trading and Prohibited Transactions in Company Securities	<b>83</b>	<b>Other Matters</b>
30	Governance Documents	83	General
<b>31</b>	<b>Director Compensation</b>	85	Shareholders' Proposals
31	Compensation of Directors	85	Shareholder Recommendations for Director Nominees
32	Director Compensation for Fiscal Year 2025		

# Our Company

Parker-Hannifin Corporation is a Fortune 250 global leader in motion and control technologies. For more than a century, the Company has engineered the success of its customers in a wide range of diversified industrial and aerospace markets. The following sections provide highlights from our fiscal year 2025 across matters of importance to our shareholders, including business and financial performance, executive compensation, corporate governance, sustainability and shareholder engagement.

## Business and Performance Highlights

### Parker Delivered Another Record Year in Fiscal 2025

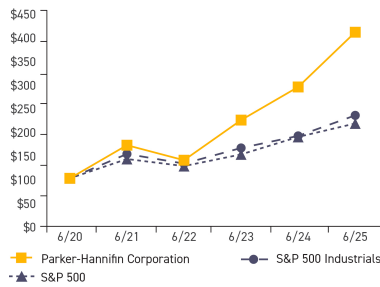
 <b>Segment Operating Margin</b>  <b>23.0%</b> SEGMENT OPERATING MARGIN WAS A RECORD AT 23.0%	 <b>Cash Flow from Operations</b>  <b>\$3.8B</b> CASH FLOW FROM OPERATING ACTIVITIES WAS 19% OF SALES AT A RECORD \$3.8 BILLION	 <b>Earnings per Share</b>  <b>\$27.12</b> EARNINGS PER SHARE (AS REPORTED) WERE A RECORD AT \$27.12	 <b>Continued Dividend Increase</b>  <b>69<sup>th</sup> YEAR</b> INCREASED ANNUAL DIVIDEND PER SHARE FOR THE 69 <sup>TH</sup> YEAR IN A ROW
---	--	---	--

Our performance in fiscal year 2025 demonstrates the strength of our business, our transformed portfolio and long-cycle strength, and our global team's continued ability to deliver record financial results, including record segment operating margin, cash flow from operations, and earnings per share ("EPS"). In addition, we achieved top quartile safety performance and continue to make progress toward our goal to be the safest industrial company in the world, which we define as having the lowest annual recordable incident rate among our proxy peers. Also in fiscal year 2025, we announced an agreement to acquire Curtis Instruments, Inc. to further strengthen our electrification portfolio, repurchased \$1.6 billion of shares, and increased our quarterly cash dividend by 10 percent. Our business system, The Win Strategy, has enabled us to consistently deliver strong results through business cycles, and with our decentralized structure and the agility of our global teams, we are confident in our ability to continue to effectively manage through macroeconomic challenges. With interconnected motion and control technologies and solutions across aerospace and defense, in-plant and industrial equipment, transportation, off-highway, energy, and HVAC and refrigeration markets around the world, we believe our portfolio is more resilient than ever.

### Delivering Superior Total Shareholder Returns

Parker results in fiscal year 2025 built upon a pattern of success established over the past five years that has helped deliver substantial shareholder returns reflected in our 5-year stock performance.

Comparison of 5 Year Cumulative Total Return\*



\* \$100 invested on 6/30/20 in stock or index, including reinvestment of dividends. Fiscal year ending June 30.  
Copyright© 2025 Standard & Poor's, a division of S&P Global. All rights reserved.

# Executive Compensation Highlights

The tables below highlight the performance-based nature of our compensation program and how our program aligns with what we view as executive compensation best practices.

## Elements of Executive Compensation

Elements of Compensation			Purpose
Fixed	Base Salary		Attracts, retains and motivates the highly-talented and values-driven individuals we need to advance the goals of The Win Strategy
	Annual Cash Incentive	Officer Annual Cash Incentive Plan ("Officer ACIP")	Incentivizes executive officers to maximize segment operating income, sales revenue and cash flow margin, metrics we believe align closely with total shareholder return and overall shareholder value, by focusing on key business strategies such as profitable and sustainable sales growth, value pricing, strategic supply chain, market-driven innovation, system solutions, strong distribution channels, lean initiatives, inventory control, strong receivable and payable controls, and other strategic imperatives
Variable/ At-Risk	Long-Term Equity Incentive	Long Term Incentive Performance ("LTIP") Awards	Incentivizes executive officers to maximize long-term revenue growth, EPS growth, and growth in average return on invested capital ("ROIC") by focusing on key business strategies such as market-driven innovation, on-time delivery of quality products, value-added services and systems, strategic supply chain, lean enterprise, value pricing and profitable growth
		Stock Incentives/ Stock Appreciation Rights ("SARs")	Incentivizes executive officers to maximize our stock price by focusing on various key business strategies such as sustained profitable growth and financial and operational performance that contribute to appreciation of our stock price

## Executive Compensation Practices

### What We Do

- ✓ Executive compensation program with pay-for-performance structure aligned with The Win Strategy
- ✓ The target total direct compensation package for our Chief Executive Officer is a mix of 9% fixed and 91% at-risk, and for our other Named Executive Officers is an average mix of 20% fixed and 80% at-risk
- ✓ Annual advisory vote to approve executive compensation with consistent high degree of approval
- ✓ One-year minimum vesting or performance period requirements for equity incentives under our 2023 Omnibus Stock Incentive Plan
- ✓ Clawback policies and provisions to recover or withhold incentive-based compensation to executive officers in certain circumstances
- ✓ Anti-hedging and anti-pledging policy for Directors and executive officers
- ✓ Robust Stock Ownership Guidelines for Directors and executive officers

### What We Don't Do

- ✗ Offer employment agreements to our executives
- ✗ Offer above-market earnings on contributions to deferred compensation accounts
- ✗ Grant stock options or SARs with an exercise price less than the fair market value of Parker's common stock on the date of grant
- ✗ Re-price stock options or SARs
- ✗ Cash out underwater stock options or SARs
- ✗ Include reload provisions in any stock option or SAR grant
- ✗ Permit Directors or employees, or their respective related persons, to engage in short sales of Parker's stock or to trade in instruments designed to hedge against price declines in Parker's stock
- ✗ Permit Directors or executive officers to hold Parker securities in margin accounts or to pledge Parker securities as collateral for loans or other obligations

## Board Diversity and Composition

## Board Tenure

## Independence

Independent	● ● ● ● ●
Non-independent	●

Age

50-60 ● ● ● ●

61-72 ● ● ● ● ● ● ● ●

## Diversity

Gender ● ● ● ● ● ●

Race ● ●

Ethnicity ● ● ●

## Director Experience



100%

 **91%** 

**\$ 100%**

 **91%** 

 **82%** 

Board and Committee Practices	<ul style="list-style-type: none"><li>• Director retirement is mandatory (with no exceptions or conditions) after reaching age 72.</li><li>• Robust stock ownership guidelines for our Directors and executive officers (all of whom are compliant with such guidelines)</li><li>• Annual Board, Committee and individual Director evaluations</li><li>• Annual review of our Chief Executive Officer by all independent Directors</li><li>• Thoughtful management of our Directors' outside commitments – two do not sit on any other public company boards, seven sit on one other public company board, and two sit on two other public company boards</li><li>• Average Director attendance at all of our Board of Directors and Committee meetings was 95% and each of our Directors attended at least 81% of his or her meetings of our Board of Directors and his or her Committee meetings during fiscal year 2025.</li><li>• Each Committee of our Board of Directors has a published charter that is reviewed and evaluated at least annually.</li></ul>
Shareholder Rights	<ul style="list-style-type: none"><li>• Annual election of all Directors</li><li>• Majority voting and resignation policy for uncontested Director elections</li><li>• Proxy access permitted for eligible shareholders</li></ul>
Board Independence	<ul style="list-style-type: none"><li>• Board Committees are 100% comprised of independent Directors.</li><li>• Independent Directors meet regularly and frequently (at least four times per year) without management.</li></ul>
Oversight of Risk	<ul style="list-style-type: none"><li>• Our Chairman of the Board and independent Lead Director ensure the entire Board of Directors maintains regular oversight of key risk areas, such as corporate strategy, management succession planning, cybersecurity, enterprise risk management, and sustainability matters. For more information on the Board's oversight responsibilities, see pages 27-28 of this Proxy Statement.</li></ul>
Guidelines and Codes of Conduct	<ul style="list-style-type: none"><li>• Published Global Code of Business Conduct applicable to our Board of Directors</li><li>• Published Corporate Governance Guidelines</li></ul>

## Sustainability Highlights

We pursue a range of sustainability initiatives, taking into account the interests of our key stakeholders, including our shareholders, team members, customers and communities. We publish our Sustainability Report in line with the Sustainability Accounting Standards Board and expect future reporting to be aligned with the IFRS S2 climate-related disclosure standard, addressing the many ways in which we apply our core technologies to make a positive impact on the world, including through our team members, social responsibility, environmental initiatives, product stewardship, and governance, ethics and compliance. Selected aspects of our most recent Sustainability Report are highlighted below.

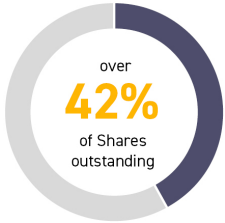
<b>Safety</b>	Safety is a core value shared by all team members, and we aspire to be the safest industrial company in the world, which we define as having the lowest annual recordable incident rate among our proxy peers. To track our safety progress, we have established key safety milestones. We have successfully reduced our Recordable Incident Rate by more than 50% since our fiscal year 2019.
<b>Water Conservation</b>	<ul style="list-style-type: none"> <li>Recognizing the growing scarcity of water in many regions, Parker maintains a water conservation initiative that focuses efforts on facilities in geographically higher risk areas and facilities utilizing higher volumes of water.</li> <li>Our goal is to implement water management best practices at 100% of sites in water-scarce locations (as defined by the World Resources Institute).</li> </ul>
<b>Waste and Materials Management</b>	<ul style="list-style-type: none"> <li>We are committed to managing materials and waste responsibly, adhering to all applicable laws in the communities where we operate.</li> <li>We take a dual approach to reducing waste in our operations: proactive prevention and continuous improvement for reduction. Our Simple by Design innovation methods enable us to proactively remove potential waste during product development. Additionally, we utilize kaizen process improvements to reduce waste in critical aspects of our manufacturing process.</li> </ul>
<b>Supplier Partnerships</b>	<ul style="list-style-type: none"> <li>We have implemented several supply chain initiatives to reduce our environmental footprint. This includes leveraging sustainable transport methods to reduce emissions associated with air freight, as well as transitioning to electronic documentation to reduce paper waste. Through kaizen initiatives, our team members continue to develop innovations to help achieve our environmental stewardship goals.</li> <li>Since 2012, we have been a member of the U.S. Environmental Protection Agency SmartWay® Transport Partnership aimed at identifying technologies and strategies to reduce carbon emissions and set goals and track progress towards reducing fuel consumption and improving the efficiency of freight transport.</li> <li>Our global supply chain team employs dual sourcing and other risk management strategies to promote the availability of materials needed for production. We also require our suppliers to comply with all applicable laws and regulations related to human rights, resource conservation and the environment.</li> </ul>
<b>Technologies Enabling a Better Tomorrow</b>	<ul style="list-style-type: none"> <li>Our interconnected portfolio of technologies features a broad range of highly efficient solutions engineered to improve performance and efficiency and to help end users reduce resource consumption and greenhouse gas emissions.</li> <li>We deliver components and systems that enable the adoption of cleaner and more efficient energy, electrification, light weighting and other innovations to provide a more positive, global environmental impact to companies across the industrial, mobile and aerospace markets, including:             <ul style="list-style-type: none"> <li>A comprehensive suite of engineered materials such as thermal management, coatings, adhesives and vibration control that enable more electric applications;</li> <li>A broad range of motion and control technologies to support the use of various clean energy sources such as batteries, fuel cells, hydrogen, sustainable fuels and renewable energy;</li> <li>A strong motion technology offering with electro-hydraulic, electromechanical, and pneumatic actuators, valves, pumps, motors, controllers, software and conveyance for more electric aerospace, mobile and industrial applications; and</li> <li>A broad platform of filtration technologies to accelerate a cleaner and more sustainable world.</li> </ul> </li> </ul>

Decarbonization Efforts	<p>We are committed to driving sustainable, long-term growth and doing so in a way that reduces carbon emissions in our operations and for our customers.</p> <ul style="list-style-type: none"><li>• We have committed to achieving near-total decarbonization (scope 1 and 2 emissions) within our operations by 2040. To continue our progress toward minimizing our carbon footprint and this goal, we are targeting reducing absolute emissions from our operations by 50% by 2030 (compared to a FY19 baseline).</li><li>• To allow us to better monitor our scope 3 emissions, we have shifted from an indirect absolute emissions goal to a supplier engagement goal. We are now targeting having suppliers representing two-thirds of our Scope 3 emissions set science-based targets over the next five years.</li><li>• We have reported energy and emissions data to CDP since 2008.</li></ul>
Inclusion	<p>An inclusive environment is a core tenet of our values and one of our key measures of success within The Win Strategy. We have an ongoing commitment to an inclusive and welcoming workplace where everyone feels valued and adds value.</p> <p>One important component of Parker's inclusive workplace is the development and deployment of Business Resource Groups ("BRGs"), each of which is open to all team members. In addition to our BRGs, we have processes in place to attract and retain team members with a wide range of backgrounds, perspectives and experiences, helping to support them with career plans and experienced mentors. Our goal is to promote a strong, inclusive work environment that will provide us the best talent to further strengthen our organization for success.</p>
Social Responsibility	<p>Our social responsibility strategy, with the support of the Parker-Hannifin Foundation, empowers team members to make a difference in the communities we call home. We align our collective efforts with the Foundation's three areas of focus:</p> <ul style="list-style-type: none"><li>• STEM EDUCATION: Supporting schools, universities and community agencies to promote access to science, technology, engineering and mathematics education, and the resources and support needed to thrive in the classroom.</li><li>• COMMUNITY NEEDS: Supporting our team members, families and neighbors by contributing to the advancement and well-being of our communities.</li><li>• SUSTAINABILITY: Supporting long-term efforts to build sustainable communities, address key societal issues and create a better tomorrow.</li></ul> <p>For over 70 years, the Foundation has extended the goodwill of our team members with donations that benefit the communities where we operate. Together with the Foundation, we have donated over \$110 million since 2010, including \$13 million in fiscal year 2025.</p>

## Shareholder Engagement Highlights

We actively seek and highly value feedback from our shareholders. During fiscal year 2025, in addition to our traditional investor relations outreach efforts, we proactively reached out to shareholders representing over 42% of our outstanding common stock to engage in conversations about our strategic priorities, corporate governance, executive compensation, sustainability initiatives, and other topics important to them. Our outreach was accepted by, and we engaged with, shareholders representing over 25% of our outstanding common stock.

The table below describes the topics that were discussed during these meetings as well as the feedback received, which was shared with our Corporate Governance and Nominating Committee and our full Board of Directors. As a result of this feedback, we took the actions described below, and we continue to strengthen our disclosures on our website, in this Proxy Statement, and in our Sustainability Report.

We Sought Input from Shareholders Representing	Company Representatives	Topics Discussed	Feedback/Actions Informed by Feedback
 <p>over <b>42%</b> of Shares outstanding</p>	<ul style="list-style-type: none"> <li>• General Counsel and Secretary</li> <li>• Investor Relations</li> <li>• Other members of management, including our Environmental, Health and Safety and Sustainability ("EHS") leader</li> </ul>	<ul style="list-style-type: none"> <li>• Our commitment to performance-based executive compensation</li> <li>• Compensation metrics tied to corporate governance and sustainability goals and initiatives</li> <li>• Board composition, skills and refreshment process</li> <li>• Board risk oversight and prioritization</li> <li>• Progress on sustainability goals</li> <li>• Environmental reporting frameworks</li> <li>• Our safety culture</li> <li>• Supply chain risks</li> <li>• Weapons exposure</li> </ul>	<ul style="list-style-type: none"> <li>• Supportive of business strategy, overall performance, governance and compensation structure</li> <li>• Positive feedback on our sustainability commitments, reporting frameworks, and progress toward goals</li> <li>• Feedback considered by the Human Resources and Compensation Committee in tying our compensation programs to our corporate governance and sustainability goals and initiatives</li> <li>• Submitted climate goals for validation by the Science Based Target Initiative (SBTi)</li> <li>• IFRS S2 climate-related disclosure in progress</li> </ul>



# Proxy Statement Summary/Voting Roadmap

This summary highlights certain information relating to the voting items for our 2025 Annual Meeting of Shareholders. Additional details are found throughout this Proxy Statement.

## Item 1 – Election of Directors

Shareholder approval is sought to elect the following Directors for a term that will expire at our Annual Meeting of Shareholders in 2026:

- Denise Russell Fleming
- Lance M. Fritz
- Linda A. Harty
- Kevin A. Lobo
- Jennifer A. Parmentier
- E. Jean Savage
- Laura K. Thompson
- James R. Verrier
- James L. Wainscott
- Beth A. Wozniak



The Board of Directors unanimously recommends a vote **“FOR”** each of the nominees to the Board of Directors.

See [page 11](#) for details

## Item 2 – Proposal to Approve the Compensation of our Named Executive Officers on a Non-Binding, Advisory Basis

In accordance with the requirements of Section 14A of the Securities Exchange Act of 1934 and the related SEC rules, we are providing our shareholders with the opportunity to vote to approve, on a non-binding, advisory basis, the compensation of the Named Executive Officers as disclosed in this Proxy Statement. We encourage our shareholders to carefully read this Proxy Statement in its entirety before deciding whether or not to vote for or against this Item.



The Board of Directors unanimously recommends a vote **“FOR”** the approval of the compensation of the Named Executive Officers as disclosed in this Proxy Statement on a non-binding, advisory basis.

See [page 33](#) for details

## Item 3 – Ratification of the Appointment of Independent Registered Public Accounting Firm

The Audit Committee recommends ratification of its appointment of Deloitte & Touche LLP (“D&T”) as the independent registered public accounting firm to audit our financial statements as of and for the fiscal year ending June 30, 2026. D&T served as the independent registered public accounting firm to audit our financial statements as of and for the fiscal year ended June 30, 2025, and has served as our independent auditor since fiscal year 2008.



The Board of Directors unanimously recommends a vote **“FOR”** the proposal to ratify the appointment of D&T as our independent registered public accounting firm for the fiscal year ending June 30, 2026.

See [page 78](#) for details

# Item 1 – Election of Directors

Shareholder approval is sought to elect Denise Russell Fleming, Lance M. Fritz, Linda A. Harty, Kevin A. Lobo, Jennifer A. Parmentier, E. Jean Savage, Laura K. Thompson, James R. Verrier, James L. Wainscott, and Beth A. Wozniak as Directors for a term that will expire at our Annual Meeting of Shareholders in 2026.

Our Board of Directors has concluded that the nominees presented in this “Item 1—Election of Directors” collectively represent a highly-qualified and diverse group of individuals who will effectively serve the long-term interests of our business, our team members and our shareholders. Our Board of Directors believes that each nominee should serve on our Board for the coming year based on his or her record of effective past service on our Board and the specific experiences, qualifications, attributes and skills described in his or her biographical information presented in this “Item 1—Election of Directors” section.

Should any nominee become unable to accept nomination or election, the proxies will be voted for the election of another person as our Board of Directors may recommend. However, our Board of Directors has no reason to believe that this circumstance will occur.

## Board Nominees

Name	Principal Employment	Director Since	Committee Membership		
			HRC	CGN	AC
<b>Denise Russell Fleming</b>	Executive Vice President, Technology & Global Services and Chief Information Officer of Becton, Dickinson & Company	2023		●	●
<b>Lance M. Fritz</b>	Former Chairman, President and Chief Executive Officer of Union Pacific Corporation	2021	●	●	
<b>Linda A. Harty</b>	Former Treasurer of Medtronic plc	2007		●	●
<b>Kevin A. Lobo</b>	Chairman, Chief Executive Officer and President of Stryker Corporation	2013	●		●
<b>Jennifer A. Parmentier</b>	Chairman of the Board and Chief Executive Officer of Parker-Hannifin Corporation	2023			
<b>E. Jean Savage</b>	President and Chief Executive Officer of Trinity Industries, Inc.	2024		●	●
<b>Laura K. Thompson</b>	Former Executive Vice President and Chief Financial Officer of The Goodyear Tire & Rubber Company	2019		●	●
<b>James R. Verrier*</b>	Former President and Chief Executive Officer of BorgWarner, Inc.	2016	●		●
<b>James L. Wainscott</b> (Lead Director)	Former Chairman, Chief Executive Officer and President of AK Steel Holding Corporation	2009	●	●	
<b>Beth A. Wozniak</b>	Chair and Chief Executive Officer of nVent Electric plc	2025	●	●	

**AC** Audit Committee

**HRC** Human Resources and Compensation Committee

**CGN** Corporate Governance and Nominating Committee

● Member

● Chair

\* The Corporate Governance and Nominating Committee recommended, and the Board of Directors approved, that James R. Verrier, if elected as a Director at our 2025 Annual Meeting of Shareholders, will succeed Joseph Scaminace as Chair of the Human Resources and Compensation Committee.



THE BOARD OF DIRECTORS UNANIMOUSLY RECOMMENDS A VOTE “FOR” EACH OF THE NOMINEES TO THE BOARD OF DIRECTORS.

# Director Selection and Nomination, Qualifications and Diversity

The Corporate Governance and Nominating Committee of our Board is responsible for identifying, evaluating and recommending potential Director candidates. The Corporate Governance and Nominating Committee ensures that Director recruiting, succession and refreshment are persistent areas of focus and regularly reviews the size, composition and independence of our Board, and any expected vacancies, in determining whether and to what extent to actively recruit new Directors or to replace departing Directors.

The Corporate Governance and Nominating Committee utilizes a variety of methods and processes to identify potential Director candidates, including through reputable third-party search firms, unsolicited recommendations from third-party search firms, and referrals from current or past members of our Board. In addition, the Corporate Governance and Nominating Committee will give appropriate consideration to qualified persons recommended by shareholders for nomination as Directors provided that such recommendations comply with the procedures set forth under the caption “Shareholder Recommendations for Director Nominees” and will consider such candidates on the same basis as candidates recommended by other sources. The Corporate Governance and Nominating Committee generally will not, however, consider recommendations for Director nominees submitted by individuals who are not affiliated with us.

The Corporate Governance and Nominating Committee has developed and implemented a robust process to ensure that its formal Director searches are appropriately scoped and designed to produce a slate of potential candidates representing a broad range of backgrounds, educations, experiences, skills and viewpoints that will enable them, individually and collectively, to address the issues affecting our Board, our business, our team members and our shareholders, and optimize the functioning and decision-making and oversight roles of our Board and its Committees. The Corporate Governance and Nominating Committee currently focuses on the following key search and evaluation criteria but considers the entirety of each proposed candidate’s credentials and all available information that may be relevant to each candidate’s nomination.

Key Criteria	Overall Philosophy and Approach
Culture and Values	The Corporate Governance and Nominating Committee places high value on cultural fit. Our Directors must be able to work together to efficiently and effectively oversee the issues and risks facing our business, and have the commitment, integrity, honesty, judgment and professionalism required under our Corporate Governance Guidelines and Global Code of Business Conduct, and to otherwise serve the long-term interests of our Board of Directors, our business, our team members and our shareholders.
Diversity	The Corporate Governance and Nominating Committee firmly believes diversity is critical to a well-functioning Board of Directors and is committed to ensuring diversity on our Board. As a result, our Corporate Governance Guidelines include a policy requiring each search for qualified Director candidates to include individuals with diverse backgrounds, including gender, ethnicity and race. Currently, 55% of our Board is gender diverse and 73% of our Board is diverse in terms of gender, race, or ethnicity. Since 2019, we have recruited and on-boarded eight new Directors, seven of whom are diverse in terms of gender and/or race.
Skills and Qualifications	The Corporate Governance and Nominating Committee also believes it is essential to have a Board with the range of skills and experience needed to effectively evaluate, monitor and oversee the wide range of considerations presented by the size and scope of our Company, operations, products and markets. As a result, the Corporate Governance and Nominating Committee seeks to identify nominees who are independent and well equipped with a broad set of key skills, including those shown on the table on page 13.

The Corporate Governance and Nominating Committee, utilizing its robust and thoughtful approach to Director recruiting, succession and refreshment, has built an experienced, diverse and independent Board that provides significant oversight over our plans and strategies for growth, financial performance and shareholder value creation.

2019

Laura K. Thompson

▶

2021\*

Jillian C. Evanko  
Lance M. Fritz  
William F. Lacey

▶

2023

Jennifer A. Parmentier  
Denise Russell Fleming

▶

2024

E. Jean Savage

▶

2025

Beth A. Wozniak

8 new Directors since 2019

7 new diverse Directors since 2019

\* Ms. Evanko did not stand for reelection in fiscal year 2025 as a result of increased professional commitments. Mr. Lacey resigned in fiscal year 2023 to pursue a new career opportunity.












## Director Skills/Experience/Diversity

Our thoughtful approach to and persistent focus on Director refreshment and succession has enabled us to construct a Board that is well-equipped and positioned to continue effectively exercising strong oversight and governance and representing the interests of our shareholders. Driven by culture, values and purpose, our Board is highly committed to fulfilling its duties and responsibilities and contributing to our ongoing success.

Each of our Director Nominees has an extensive personal and professional background, which not only provides her or him with the skills and experience needed to serve in such a critical oversight role for a company of our size, scope and scale, but also ensures she or he has and brings to our Board unique and diverse views and perspectives. From a professional standpoint, for example, our Director Nominees are or have been executive-level leaders at large publicly-traded companies and have substantial experience serving on boards of large, publicly-traded companies. As a result, individually and collectively, they are exceptional leaders and contributors, have a wide range of skills, experience and diversity, add significant value to our Board, and are otherwise highly qualified to serve.

The following tables provide a high-level view of our Director Nominees' experience in the areas identified by our Board as important from an oversight and strategic perspective, as well as their gender, racial and ethnic diversity. These tables reflect that our Board refreshment and succession efforts have produced a diverse Board with a comprehensive mix of key skills and qualifications needed to provide strong oversight and governance.

For more information on our Director Nominees, including additional details on the depth, differentiation and strategic alignment of their backgrounds, experience and contributions to our Board, see "Director Biographies" starting on page 15 of this Proxy Statement.

Director Experience		Fleming	Fritz	Harty	Lobo	Parmentier	Savage	Thompson	Verrier	Wainwright	Wozniak
	<b>Public Company Leadership</b> Experience serving as CEO, COO, CFO, or other senior leadership roles, and/or on the Board of Directors of publicly traded companies of significant size and complexity.										
	<b>Corporate Strategy &amp; Culture</b> Experience developing and implementing strategies to drive and enhance culture, values, purpose, engagement, customer experience, profitable growth and financial performance.										
	<b>Risk Management</b> Experience identifying, managing and mitigating significant business risks (financial, operational, compliance, reputational, etc.) including those related to sustainability, governance, cybersecurity, human capital and supply chain.										
	<b>International</b> Experience conducting business inside and outside the U.S., or other meaningful exposures to non-U.S. cultures, markets, economies, etc.										
	<b>Industrial/Aerospace Industries</b> Experience in the industrial and aerospace markets in which we operate or in those with similar business requirements, priorities, risks and challenges.										
	<b>Manufacturing</b> Experience managing manufacturing operations, capabilities, capital needs, supply chains, cost and operating efficiencies, etc.										
	<b>Technology &amp; Innovation</b> Experience in engineering, research and development, product and/or process innovation, information technology, digitization, e-commerce, data management, etc.										
	<b>Finance &amp; Accounting</b> Experience in financial management, reporting and controls, capital allocation, capital markets, mergers and acquisitions, etc.										
	<b>Sales &amp; Marketing</b> Experience growing revenue and market shares through effective sales and marketing, customer relationships and channel management, reputation and brand building, etc.										

Director	Gender	Race	Ethnicity (Country of Birth/Citizenship)
Denise Russell Fleming	F	Black	United States
Lance M. Fritz	M	White	United States
Linda A. Harty	F	White	United States
Kevin A. Lobo	M	Asian	Country of Birth: India Dual Citizenship: Canada, United States
Jennifer A. Parmentier	F	White	United States
E. Jean Savage	F	White	United States
Laura K. Thompson	F	White	United States
James R. Verrier	M	White	Country of Birth: United Kingdom Dual Citizenship: United Kingdom, United States
James L. Wainscott	M	White	United States
Beth A. Wozniak	F	White	Country of Birth: Canada Dual Citizenship: Canada, United States



## Director Biographies

### Nominees for Election as Directors for Terms Expiring in 2026

As discussed on pages 13-14 of this Proxy Statement, our Director Nominees have a broad range of personal and professional experience that makes each of them proficient in most or all areas identified by our Board as important from an oversight and strategic standpoint. Individually, however, each of them brings unique and diverse views and perspectives and distinct areas of depth and strength that are well aligned with The Win Strategy and otherwise of key strategic importance, and they effectively leverage those differentiators to make significant contributions for us and our Board.

The following biographies provide more information on each of our Director Nominees, including their areas of particular depth and strength and their independence, tenure, age, committee assignments, career highlights, and public company directorships.



#### Independent

**Director Since:** 2023

**Age:** 55

#### Committee Assignments:

- Audit
- Corporate Governance and Nominating

#### Key Areas of Skill & Experience (From Matrix on Page 13)



Technology & Innovation



Risk Management



Industrial/Aerospace Industries

### Denise Russell Fleming

#### Strategic Alignment & Differentiators

Ms. Fleming has more than 30 years of experience in IT, business transformation and technology solutions, and therefore brings to our Board particularly deep expertise in cybersecurity, risk management, information technology and digital transformation. Her career has led her to roles with significant companies (Becton Dickinson, Boeing, BAE Systems and Sprint), giving her and enabling her to contribute unique insights on aerospace and defense, medical technology and other industries of strategic importance to us. Ms. Fleming's strong expertise in cybersecurity and information technology enables her to provide important strategic perspectives on emerging technologies, process optimization opportunities, risk management and mitigation, and global shared services initiatives.

#### Career Highlights

- Current Executive Vice President, Technology and Global Services and Chief Information Officer at Becton, Dickinson & Company (medical technology) since July 2022
- Vice President, Information Technology at Boeing Defense, Space & Security (aerospace and defense) from December 2016 to June 2022
- Several information technology leadership roles at BAE Systems, Inc. (aerospace and defense) from 2010 to 2016
- Several marketing, customer support, P&L and operations roles at Sprint Nextel Corporation (telecommunication technology) from 1997 to 2010

#### Current Public Company Directorships

- None

#### Past Public Company Directorships

- None



**Independent**

**Director Since:** 2021

**Age:** 62

**Committee Assignments:**

- Human Resources and Compensation
- Corporate Governance and Nominating

**Key Areas of Skill & Experience**  
(From Matrix on Page 13)



Public Company Leadership



Manufacturing



Risk Management

## Lance M. Fritz

### Strategic Alignment & Differentiators

Mr. Fritz brings to our Board significant business oversight, leadership and management experience, having served as Chairman of the Board and President and Chief Executive Officer of Union Pacific Corporation from 2015-23, and in various operations, sales and marketing, and labor relations roles at significant companies (Union Pacific, Fiskars, Cooper Industries and GE). He has also served on multiple public company boards. Mr. Fritz has particularly deep experience and thus provides important strategic insights on strategy and operations, labor relations, and supply chain, purchasing and logistics. His inputs provide invaluable guidance and support for, among other things, our ongoing strategies for operational excellence, supply chain, and team member engagement.

### Career Highlights

- Chairman of the Board from October 2015 to August 2023 and President and Chief Executive Officer from February 2015 to August 2023 at Union Pacific Corporation (rail transport)
- President and Chief Operating Officer of Union Pacific Railroad Company (the principal operating company of Union Pacific Corporation) from February 2014 to February 2015
- Numerous labor relations, sales and marketing, and other leadership roles with Union Pacific from July 2000 to February 2014
- Prior to Union Pacific, held various roles of increasing responsibility at Fiskars, Cooper Industries and General Electric from 1985 to 2000, including in engineering, manufacturing, audit, finance, and operations

### Current Public Company Directorships

- Fiserv Inc. (NYSE: FI; since 2024)

### Past Public Company Directorships

- Union Pacific Corporation (NYSE: UNP; 2015-2023)



**Independent**

**Director Since:** 2007

**Age:** 65

**Committee Assignments:**

- Audit
- Corporate Governance and Nominating

**Key Areas of Skill & Experience**  
(From Matrix on Page 13)



Finance & Accounting



Risk Management



Corporate Strategy & Culture

## Linda A. Harty

### Strategic Alignment & Differentiators

Ms. Harty brings to our Board decades of finance executive leadership and board experience across multiple industries, including industrials, healthcare, telecommunications, and consumer products. She has had particular emphasis on long-term strategy and sustained profitable growth, capital allocation, M&A and portfolio optimization, treasury, and tax. Her extensive service on boards of publicly traded companies has also included committee chair and lead director roles. Ms. Harty's broad and deep experience and expertise enables her to make particularly valuable strategic contributions regarding our accounting and financial processes and controls, external reporting, internal audit and compliance functions, capital allocation, and risk management programs.

### Career Highlights

- Treasurer at Medtronic plc (medical technology) from February 2010 to April 2017
- Segment SVP & CFO and Treasurer at Cardinal Health, Inc. (healthcare) from January 2004 to December 2009
- Various financial, operational and corporate finance leadership roles at RTM Restaurant Group, BellSouth, ConAgra Brands Inc., and Kimberly-Clark from 1982 to 2004

### Current Public Company Directorships

- Westinghouse Air Brake Technologies Corporation (NYSE: WAB; since 2016)
- Chart Industries, Inc. (NYSE: GTLS; since 2021)

### Past Public Company Directorships

- Syneos Health, Inc. (Nasdaq: SYNH (now private); 2017-2023)

**Independent****Director Since:** 2013**Age:** 60**Committee Assignments:**

- Audit (Chair)
- Human Resources and Compensation

**Key Areas of Skill & Experience**  
(From Matrix on Page 13)

Public Company Leadership



Finance &amp; Accounting



Corporate Strategy &amp; Culture

**Kevin A. Lobo****Strategic Alignment & Differentiators**

Mr. Lobo brings to our Board particularly strong enterprise leadership, oversight and operational experience, having served as President and Chief Executive Officer of Stryker Corporation since 2012, Chairman of the Board of Stryker since 2014, and in various other operations, finance and international roles at significant organizations (Stryker, Johnson & Johnson, Kraft Canada, Unilever and KPMG). He has also served on multiple public company boards. Mr. Lobo has a particularly strong track record and expertise, and is thus able to provide meaningful contributions, in many areas of strategic importance for us, including mergers and acquisitions, product innovation, finance and accounting, leadership succession planning, and talent management.

**Career Highlights**

- Current Chairman of the Board of Stryker Corporation (medical technologies) since July 2014 and current Chief Executive Officer, President and member of the Board of Directors of Stryker Corporation since October 2012
- President of Stryker's Orthopaedics Group from June 2011 to October 2012, and President of Stryker's Neurotechnology and Spine Group from April 2011 to June 2011
- Prior to Stryker, held various operations leadership roles at Johnson & Johnson (including as President of Ethicon Endo Surgery) and Rhone-Poulenc from 1997 to 2011, and finance roles of increasing responsibility at KPMG, Unilever, and Kraft Canada from 1987 to 1997

**Current Public Company Directorships**

- Stryker Corporation (NYSE: SYK; since 2012)

**Past Public Company Directorships**

- None

**Chairman and CEO****Director Since:** 2023**Age:** 58**Committee Assignments:**

- None

**Key Areas of Skill & Experience**  
(From Matrix on Page 13)

Public Company Leadership



Corporate Strategy &amp; Culture



International

**Jennifer A. Parmentier****Strategic Alignment & Differentiators**

Ms. Parmentier brings to our Board extensive operational and industry expertise. As our Chairman and Chief Executive Officer, she has ultimate responsibility for leading and overseeing our global businesses and internal and external affairs. Ms. Parmentier leads with purpose and leverages and drives The Win Strategy™ to ensure our continued success in driving culture and values, team member engagement, customer experience, profitable growth, and financial performance. Her substantial depth in all aspects of our business and affairs enables her to provide invaluable leadership and insights in our Board room, including around our global operations and functions, strategy development and deployment, and competitive strength and positioning.

**Career Highlights**

- Current Chairman of the Board since January 2024 and current Chief Executive Officer since January 2023 of Parker-Hannifin Corporation
- Also at Parker-Hannifin Corporation, Chief Operating Officer from August 2021 to December 2022, Vice President and President - Motion Systems Group from February 2019 to August 2021, Vice President and President - Engineered Materials Group from September 2015 to February 2019, and various other operations leadership roles from 2008 to 2015
- Prior to Parker, held various operations leadership roles at Ingersoll Rand Trane Residential Systems and Magna Corporation from 1989 to 2008

**Current Public Company Directorships**

- Nordson Corporation (Nasdaq: NDSN; since 2020)

**Past Public Company Directorships**

- None





**Independent**

**Director Since:** 2024

**Age:** 61

**Committee Assignments:**

- Audit
- Corporate Governance and Nominating

**Key Areas of Skill & Experience**  
(From Matrix on Page 13)



Public Company Leadership



Industrial/Aerospace Industries



Sales & Marketing

## E. Jean Savage

### Strategic Alignment & Differentiators

Ms. Savage brings to our Board particularly deep experience leading and transforming industrial enterprises and optimizing operations and functions, both in her current role as Chief Executive Officer of Trinity Industries and in other leadership roles at Caterpillar and Parker during her professional career. She has also served on multiple public company boards. Ms. Savage is particularly strong in industrial operations, technology and innovation, lean manufacturing, quality control, sales and marketing, and leveraging the unique customer-side perspective she gained from her many years at Caterpillar to provide especially meaningful insights on our efforts to strengthen customer experience via zero defects, on-time delivery, demand and capacity planning, and other initiatives.

### Career Highlights

- Current President and Chief Executive Officer of Trinity Industries, Inc. (rail car products and services) since February 2020
- Vice President, Surface Mining and Technology at Caterpillar Inc. (construction and mining equipment, engines, industrial gas turbines and diesel-electric locomotives) from August 2017 to January 2020 and other senior leadership roles within Caterpillar spanning operations, technology and innovation, and quality and continuous improvement from 2002 to 2017
- Engineering and General Manager roles at Parker-Hannifin Corporation from 1988 to 2002
- Military Intelligence Officer in the U.S. Army Reserves

### Current Public Company Directorships

- Trinity Industries, Inc. (NYSE: TRN; since 2018)

### Past Public Company Directorships

- WestRock Company (NYSE: WRK (now SW); 2022-2024)



**Independent**

**Director Since:** 2019

**Age:** 61

**Committee Assignments:**

- Audit
- Corporate Governance and Nominating

**Key Areas of Skill & Experience**  
(From Matrix on Page 13)



Finance & Accounting



Technology & Innovation



Risk Management

## Laura K. Thompson

### Strategic Alignment & Differentiators

Ms. Thompson brings to our Board particularly deep expertise in financial management, oversight and reporting, having served as Executive Vice President and Chief Financial Officer and in many other leadership roles in her 35-year career at The Goodyear Tire & Rubber Company. She has also served on multiple public company boards. Ms. Thompson is especially strong in corporate accounting and finance, investor relations, business development, mergers and acquisitions, internal audit, capital allocation, and enterprise IT. She leverages those strengths very effectively to provide meaningful strategic guidance and contributions regarding our key financial management, investor relations, business development and IT initiatives.

### Career Highlights

- Executive Vice President of The Goodyear Tire & Rubber Company (tire manufacturing) from December 2013 to March 2019 and Chief Financial Officer of Goodyear from December 2013 until October 2018
- Multiple other leadership positions at Goodyear, including as Vice President of Finance from 2009 to 2013 and Vice President of Business Development from 2005 to 2009
- Prior to those positions, held various finance roles of increasing responsibility at Goodyear from 1986 to 2005

### Current Public Company Directorships

- Wesco International, Inc. (NYSE: WCC; since 2019)
- Titan International, Inc. (NYSE: TWI; since 2021)

### Past Public Company Directorships

- None

**Independent****Director Since:** 2016**Age:** 62**Committee Assignments:**

- Audit
- Human Resources and Compensation

**Key Areas of Skill & Experience  
(From Matrix on Page 13)**

Public Company Leadership



International



Manufacturing

**James R. Verrier****Strategic Alignment & Differentiators**

Mr. Verrier brings to our Board substantial enterprise leadership and management expertise having served as President and Chief Executive Officer and in many other leadership roles in his extensive professional career at BorgWarner Inc. Mr. Verrier contributes a global perspective from years of leading an international business and is particularly strong in corporate strategy and culture, human resources, sales and marketing, compliance, supply chain management, and quality control, all of which are of key strategic importance for us. His experience in the automotive industry and as a customer enables him to provide important inputs and perspectives that help us develop and implement effective strategies for growth, innovation and customer experience in automotive and other strategically important industries and markets.

**Career Highlights**

- Board Advisor to Borg Warner Inc. (powertrain solutions) from August 2018 to February 2019 and Chief Executive Officer and member of the Board of Directors of Borg Warner Inc. from January 2013 to July 2018
- Multiple other leadership positions at BorgWarner, including as President from March 2012 to July 2018, Chief Operating Officer from March 2012 to December 2012, and other roles within operations management, quality control and human resources from 1989 to 2012
- Prior to BorgWarner, held quality engineer positions at Lucas Aerospace, Rockwell Automation, and Britax Wingard in the United Kingdom from 1979 to 1989

**Current Public Company Directorships**

- None

**Past Public Company Directorships**

- Borg Warner Inc. (NYSE: BWA; 2013-2018)

**Independent (Lead Director since 2016)****Director Since:** 2009**Age:** 68**Committee Assignments:**

- Corporate Governance and Nominating (Chair)
- Human Resources and Compensation

**Key Areas of Skill & Experience  
(From Matrix on Page 13)**

Public Company Leadership



Corporate Strategy &amp; Culture



Finance &amp; Accounting

**James L. Wainscott****Strategic Alignment & Differentiators**

Mr. Wainscott brings to our Board extensive enterprise leadership, operations and financial expertise, having served as Chairman and Chief Executive Officer, Chief Financial Officer, and Treasurer during his decades-long career at AK Steel Holding Corporation, and previously in leadership roles at National Steel Corporation. He has also served on multiple public company boards. Mr. Wainscott has particular strength and depth and provides invaluable strategic inputs in a broad range of areas, including corporate strategy, finance and accounting, international trade, supply chain, labor relations, and sales and marketing. And as our independent Lead Director since 2016, Mr. Wainscott has worked closely with our leadership team to ensure he and the Board have a deep understanding and transparency into our internal and external affairs.

**Career Highlights**

- Chairman of the Board of AK Steel Holding Corporation (steel producer) from January 2006 to May 2016 and President, Chief Executive Officer and member of the Board of Directors of AK Steel Holding Corporation from October 2003 to January 2016
- Multiple other leadership positions at AK Steel, including Chief Financial Officer from 1998 to 2003 and Treasurer from 1995 to 1998
- Prior to AK Steel, held various finance roles of increasing responsibility at National Steel Corporation from 1982 to 1995

**Current Public Company Directorships**

- CSX Corporation (Nasdaq: CSX; since 2020)

**Past Public Company Directorships**

- AK Steel Holding Corporation (NYSE: AKS (now CLF); 2003 - 2016)



**Independent**

**Director Since:** 2025

**Age:** 60

**Committee Assignments:**

- Human Resources and Compensation
- Corporate Governance and Nominating

**Key Areas of Skill & Experience**  
(From Matrix on Page 13)



Public Company Leadership



Corporate Strategy & Culture



Industrial/Aerospace Industries

**Beth A. Wozniak**

**Strategic Alignment & Differentiators**

Ms. Wozniak brings to our Board extensive leadership experience and a comprehensive understanding of business operations, strategy development and deployment, mergers and acquisitions, and sales and marketing, having served as Chief Executive Officer of nVent Electric since 2018 and Chair of the Board of nVent since 2023, as well as a background in engineering. She has also served on multiple public company boards. Ms. Wozniak’s strong and recognized experience driving and enhancing corporate culture, along with her business and leadership experience across the aerospace, automation, and industrial manufacturing sectors, strengthen our Board’s oversight capabilities of these strategically important areas.

**Career Highlights**

- Current Chair of the Board of nVent Electric plc (electrical connection and protection solutions) since May 2023 and Chief Executive Officer and member of the Board of Directors of nVent Electric plc since May 2018
- At Pentair plc, from which nVent was separated into an independent, publicly-traded company, President, Electrical from January 2017 to May 2018 and President, Flow & Filtration Solutions from September 2015 to January 2017
- Various leadership roles spanning operations, business integration, quality, and engineering at Honeywell International, Inc., its predecessor, Allied Signal, Inc., and Atlantis Aerospace from 1987 to 2015

**Current Public Company Directorships**

- nVent Electric plc (NYSE: NVT; since 2018)

**Past Public Company Directorships**

- Carrier Global Corporation (NYSE: CARR; 2021-2024)

## Director Independence

Our Corporate Governance Guidelines require at least a majority of our Directors to be “independent” as defined in the listing standards established by the New York Stock Exchange. Our Board of Directors has also adopted standards for Director independence, which are set forth in our Independence Standards for Directors.

Of the eleven current members of our Board of Directors, ten are independent based on our Board of Directors’ consideration of the applicable independence standards of the New York Stock Exchange and our Independence Standards for Directors. In addition, each of the Audit Committee, the Corporate Governance and Nominating Committee and the Human Resources and Compensation Committee of our Board of Directors is composed entirely of independent Directors. As a result, independent Directors directly oversee critical matters such as our executive compensation program, our Corporate Governance Guidelines, policies and practices, the integrity of our financial statements and our internal controls over financial reporting.

Our Board of Directors has affirmatively determined that the following ten individuals who currently serve as Directors are independent: Denise Russell Fleming, Lance M. Fritz, Linda A. Harty, Kevin A. Lobo, E. Jean Savage, Joseph Scaminace, Laura K. Thompson, James R. Verrier, James L. Wainscott, and Beth A. Wozniak. Our Board of Directors also affirmatively determined that each of our former Directors who served in fiscal year 2025, Jillian C. Evanko and Åke Svensson, was independent.

Among other things, our Board of Directors does not consider a Director to be independent unless it affirmatively determines that the Director has no material relationship with us either directly or as a partner, shareholder or officer of an organization that has a relationship with us. Our Corporate Governance and Nominating Committee and our Board of Directors annually reviews and determines which of its members are independent based on the applicable independence standards of the New York Stock Exchange and our Independence Standards for Directors. During such review, our Corporate Governance and Nominating Committee and our Board of Directors broadly consider all facts and circumstances that they deem relevant, including any commercial, industrial, banking, consulting, legal, accounting, charitable and familial relationships between us and any of our Directors.

After considering the facts and circumstances applicable to each Director, our Board of Directors determined that Ms. Fleming, Savage, and Wozniak and Messrs. Fritz and Lobo served as executives of companies that have existing customer and/or supplier relationships with us. Our Corporate Governance and Nominating Committee and our Board of Directors further analyzed these relationships and found that each of Ms. Fleming, Savage, and Wozniak and Messrs. Fritz and Lobo does not receive any direct or indirect personal benefits as a result of these relationships, that the relationships were on ordinary course, competitive terms, and that the amounts paid to or by us under such relationships fell significantly below the threshold for independence provided in the applicable independence standards of the New York Stock Exchange and our Independence Standards for Directors. Our Board of Directors thus affirmatively concluded that each of Ms. Fleming, Savage, and Wozniak and Messrs. Fritz and Lobo is independent.

## Annual Elections; Majority Voting; No Cumulative Voting

Our Amended and Restated Regulations provide for the annual election of our entire Board of Directors. Accordingly, each Director elected at this Annual Meeting of Shareholders will hold office until the next Annual Meeting of Shareholders and until his or her successor is elected.

Our Amended Articles of Incorporation provide for a majority voting standard in the annual election of our Directors. Accordingly, at each Annual Meeting of Shareholders, each candidate for Director is elected only if the votes “for” the candidate exceed the votes “against” the candidate, unless the number of candidates exceeds the number of Directors to be elected. If the number of candidates exceeds the number of Directors to be elected, then in that election the candidates receiving the greatest number of votes will be elected. Abstentions and broker non-votes will not be counted as votes “for” or “against” a candidate, and shareholders are not able to cumulate votes in the election of Directors.

## New Election and Departure

On September 1, 2025, Beth A. Wozniak was elected to our Board of Directors. Ms. Wozniak was initially recommended to the Corporate Governance and Nominating Committee by our third party search firm, Korn Ferry. Joseph Scaminace, who is currently serving as a Director, is ineligible for reelection under our mandatory Director retirement policy and therefore will not stand for reelection at the 2025 Annual Meeting of Shareholders.

# Corporate Governance

---

## Board and Committee Structure

### Current Leadership Structure

Our Board of Directors currently employs a dual leadership structure. We have a Lead Director, who is also the Chair of the Corporate Governance and Nominating Committee, and a Chairman of the Board, who is our Chief Executive Officer.



**Jennifer A. Parmentier**  
Chairman of the Board since 2024



**James L. Wainscott**  
Lead Independent Director since 2016

Our Lead Director is elected solely by the independent members of our Board of Directors and holds a position separate and independent from our Chairman of the Board. Our Corporate Governance Guidelines provide that the Chair of the Corporate Governance and Nominating Committee will serve as our Lead Director and that the Chair of the Corporate Governance and Nominating Committee is elected every five years.

The specific authorities, duties and responsibilities of our Lead Director are described in our Corporate Governance Guidelines. Among other things, our Lead Director presides over and supervises the conduct of all meetings of our independent Directors, calls meetings of our independent Directors, and prepares and approves all agendas and schedules for meetings of our Board.

Our Board believes that having a Lead Director who is elected by our independent Directors ensures that our Board will at all times have an independent Director in a leadership position. At the same time, our Board of Directors believes that it is important to maintain flexibility in its leadership structure to allow for a member of management to serve in a leadership position alongside the Lead Director if our Board of Directors determines that such a leadership structure best meets the needs of our Board, our business, our team members and our shareholders.

Our Board has determined that this leadership structure is currently more efficient and effective than a structure that employs a single, independent Chairman of the Board. Our Board of Directors views this structure as one that ensures both independence in leadership and a balance of knowledge and authority. For example, our leadership structure employs both a Chairman of the Board who possesses an intimate working knowledge of our day-to-day business, plans, strategies and initiatives, and a Lead Director who has a strong working relationship with our non-management, independent Directors. These two individuals combine their unique knowledge and perspectives to ensure that management and our independent Directors work together as effectively as possible. Among other things, our Chairman of the Board ensures that our Board addresses strategic issues that management considers critical, while our Lead Director ensures that our Board addresses strategic issues that our independent Directors consider critical.

Our Board recognizes, however, that no single leadership model may always be appropriate. Accordingly, our Board of Directors regularly reviews its leadership structure to ensure that it continues to represent the most efficient and effective structure for our Board of Directors, our business, our team members and our shareholders.

## Board Committees; Committee Charters

Our Board has established and delegated certain authorities and responsibilities to three committees: the Human Resources and Compensation Committee, the Corporate Governance and Nominating Committee, and the Audit Committee. Each Committee of our Board is governed by a written charter, which is posted and available on the Governance page of our investor relations website at [investors.parker.com](http://investors.parker.com). Shareholders may request copies of these charters, free of charge, by writing to Parker-Hannifin Corporation, 6035 Parkland Boulevard, Cleveland, Ohio 44124-4141, Attention: Secretary, or by calling (216) 896-3000.

All members of each Committee are independent under the listing standards of the New York Stock Exchange as well as our Independence Standards for Directors. Each Committee regularly reports its activities to the full Board of Directors.

Each of our Committees works with members of our Human Resources, Internal Audit, Enterprise Compliance, Legal, and other departments to oversee and evaluate risks relevant to each Committee.

### Human Resources and Compensation Committee

Members: Joseph Scaminace (CHAIR), <sup>(1)</sup> Lance M. Fritz, Kevin A. Lobo, James R. Verrier, James L. Wainscott, Beth A. Wozniak	Number of meetings in fiscal year 2025: 4
--	---

#### KEY OVERSIGHT RESPONSIBILITIES

- Administering, structuring, and determining our executive compensation program.
- Maintaining stock ownership guidelines for executive officers and non-employee Directors and overseeing compliance with rules and regulations applicable to our executive compensation program.
- Working with its independent executive compensation consultant and our human resources, legal and other management personnel to oversee and evaluate risks relating to our compensation policies and practices for all team members, our succession planning and talent development strategies and initiatives, and other human resources issues.

(1) The Corporate Governance and Nominating Committee recommended, and the Board of Directors approved, that James R. Verrier, if elected as a Director at our 2025 Annual Meeting of Shareholders, will succeed Joseph Scaminace as Chair of the Human Resources and Compensation Committee.

### Corporate Governance and Nominating Committee

Members: James L. Wainscott (CHAIR), Denise Russell Fleming, Lance M. Fritz, Linda A. Harty, E. Jean Savage, Joseph Scaminace, Laura K. Thompson, Beth A. Wozniak	Number of meetings in fiscal year 2025: 2
---	---

#### KEY OVERSIGHT RESPONSIBILITIES

- Evaluating and recommending to our Board of Directors qualified nominees for election as Directors and qualified Directors for Committee membership and establishing evaluation procedures for the performance of our Board of Directors and its Committees
- Developing corporate governance guidelines and independence standards and considering other matters regarding our corporate governance structure.
- Working with our legal and other management personnel to oversee and evaluate risks relating to Director independence, qualifications and diversity issues; Board of Directors and Committee leadership, composition, function and effectiveness; alignment of the interests of our shareholders with the performance of our Board of Directors; compliance with applicable corporate governance rules and standards; and other corporate governance issues and trends.

Audit Committee

Members: Kevin A. Lobo (CHAIR) (ACFE), Denise Russell Fleming, Linda A. Harty (ACFE), E. Jean Savage (ACFE), Laura K. Thompson (ACFE), James R. Verrier	Number of meetings in fiscal year 2025: 5
---	---

The Audit Committee of our Board of Directors is our standing audit committee established in accordance with Section 3(a)(58)(A) of the Securities Exchange Act of 1934. Each member of our Audit Committee is independent, as defined in our Independence Standards for Directors, and in compliance with the independence standards applicable to audit committee members under the New York Stock Exchange listing standards and under the federal securities laws.

KEY OVERSIGHT RESPONSIBILITIES

- Appointing, compensating, retaining, and overseeing our independent registered public accounting firm and evaluating its independence, approving all audit and non-audit engagements with our independent registered public accounting firm, and reviewing our annual and quarterly financial statements, internal and independent audit plans, the results of such audits and the adequacy of our internal control structure.
- Working with our internal audit, compliance, legal, and other departments, to oversee and evaluate significant risks (financial, tax, strategic, operational, legal, regulatory) and management policies, guidelines and processes for assessing and managing such risks.
- Meeting privately at each of its meetings with representatives from our independent registered public accounting firm and our Vice President – Audit, Compliance and Enterprise Risk Management.

Our Board of Directors has determined that each of Linda A. Harty, Kevin A. Lobo, E. Jean Savage, and Laura K. Thompson are audit committee financial experts (designated above as ACFE) as defined in the federal securities laws.

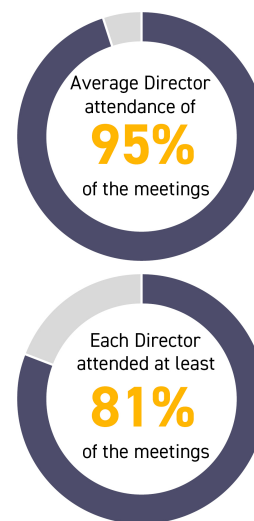


## Meetings and Attendance; Executive Sessions

During fiscal year 2025, there were twelve meetings of our Board of Directors. Average Director attendance was over 95% across all meetings held by our Board of Directors and its Committees and each Director attended at least 81% of all meetings held by our Board of Directors and the Committees on which he or she served.

We hold a regularly scheduled meeting of our Board of Directors in conjunction with our Annual Meeting of Shareholders. Directors are expected to attend the Annual Meeting of Shareholders absent an appropriate reason. We held our Annual Meeting of Shareholders in person in 2024 and all of the members of our Board of Directors who were standing for election attended and were available to answer shareholder questions.

In accordance with the listing standards of the New York Stock Exchange, our non-management Directors are scheduled to meet regularly in executive sessions without management and, if required, our independent Directors will meet at least once annually. Additional meetings of our non-management Directors may be scheduled from time to time when our non-management Directors determine that such meetings are desirable. Our non-management Directors met four times during fiscal year 2025.



## Director Education and Orientation Program

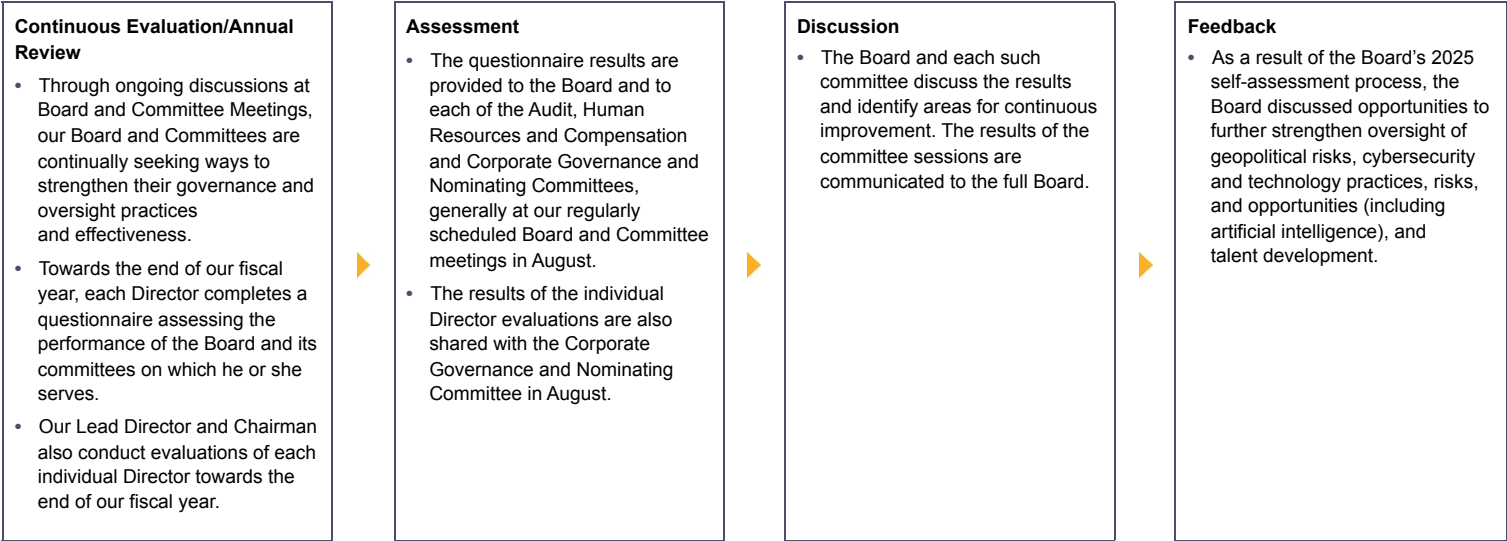
Our Director orientation program includes extensive meetings with management and other Directors and familiarizes new Directors with The Win Strategy and Parker's businesses, strategies, policies and corporate governance framework; assists them in developing Company and industry knowledge; and educates them with respect to their fiduciary duties and legal responsibilities.

Our Board places high importance on the continuous development and education of our Board members. Directors have ongoing education and development opportunities through participation in Board and Committee meetings, and publications and activities offered by reputable third party organizations. Directors receive specialized presentations on an established cadence from senior-level leaders across our global businesses and functions. When appropriate, our Board also travels to put "feet on the ground" at Company locations to expand their knowledge and oversight of the Company. Most recently, the Board visited our facility in Danville, Kentucky as part of our regularly scheduled Board and Committee meetings in April 2024.



# Board and Committee Evaluations

Our Board recognizes that a rigorous and constructive evaluation process is an essential component of good corporate governance and Board effectiveness. Under the leadership of our Lead Director, the Corporate Governance & Nominating Committee oversees the annual evaluation process and periodically reviews the format of the process to help ensure it is eliciting actionable feedback with respect to the effectiveness of the Board, Board committees and each individual Director. The annual evaluation process consists of the following components:



## Board Strategic and Risk Oversight

Management and our Board of Directors and its Committees are collectively engaged in identifying, overseeing, evaluating and managing the strategic priorities and material risks facing our business to ensure that our strategies and objectives align with the goals of The Win Strategy and work to minimize such risks. Our Board believes that its current level of independence, leadership structure and qualifications and diversity of its members facilitate the effective identification, oversight, evaluation and management of our business strategy and related risks.

### Board's Role in Strategic Oversight



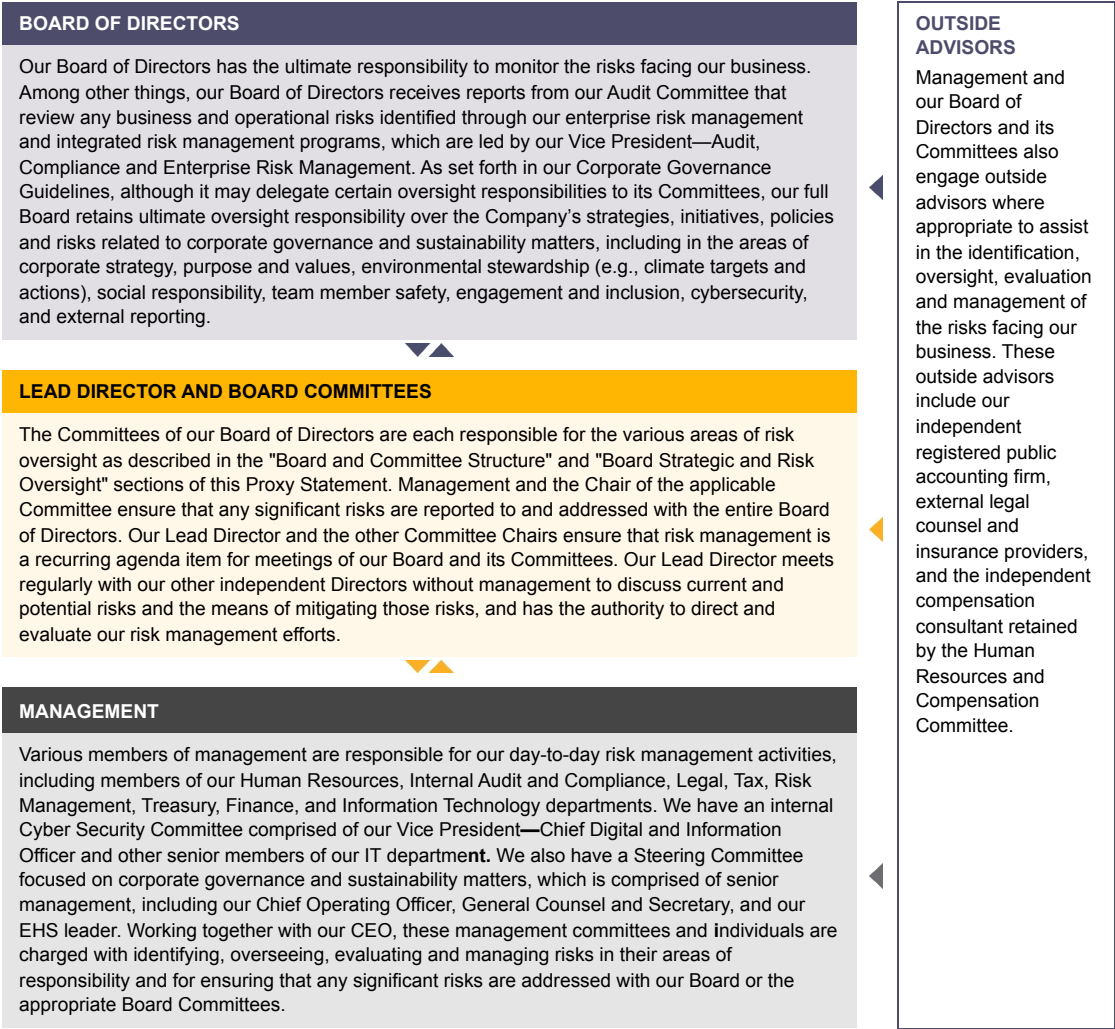
One of the Board's primary responsibilities is overseeing management's development and execution of The Win Strategy. In addition to the ongoing activities detailed in the paragraph to the right, our Board conducts an in-depth annual review of our corporate strategy and annual operating plan, which covers significant strategic topics such as our key markets, operational priorities under The Win Strategy, strategic positioning, financial and operational outlooks, capital allocation, balance sheet strength, debt portfolio and positions, share repurchase activity, and dividend history and strategies.

Led by our CEO, our executive management team develops and implements strategic goals and priorities under The Win Strategy. On a quarterly basis the CEO, our executive leadership team and other business leaders provide detailed business and strategy updates to the Board including progress against business objectives, updates on the competitive landscape facing the Company, economic trends, acquisition and divestiture opportunities and other matters.



# Board’s Role in Risk Oversight

Management and our Board of Directors and its Committees view the risk management role of our Board of Directors and its Committees, and their relationship with management in the identification, oversight, evaluation and management of risk, as paramount to the short-term viability and long-term sustainability of our business.



# Communications with Directors

Our shareholders and other interested parties may communicate with our Board of Directors as a group, with the non-management Directors as a group, or with any individual Director by sending written communications to Parker-Hannifin Corporation, 6035 Parkland Boulevard, Cleveland, Ohio 44124-4141, Attention: Secretary. Complaints regarding accounting, internal accounting controls or auditing matters will be forwarded directly to the Chair of the Audit Committee. All other communications will be provided to the individual Director(s) or group of Directors to whom they are addressed. Copies of all communications will be provided to all other Directors; provided, however, that any such communications that are considered to be improper for submission to the intended recipients will not be provided to the Directors. Examples of communications that would be considered improper for submission include customer complaints, solicitations, communications that do not relate, directly or indirectly, to our business and/or our subsidiaries, or communications that relate to improper or irrelevant topics.

## Other Governance Matters

### Review and Approval of Transactions with Related Persons

The Corporate Governance and Nominating Committee is responsible for considering questions of possible conflicts of interest of Directors and executive officers and for making recommendations to prevent, minimize or eliminate such conflicts of interest. Our Global Code of Business Conduct provides that our Directors, officers, and other team members and their spouses and other close family members must avoid interests or activities that create any actual or potential conflict of interest. These restrictions cover, among other things, interests or activities that result in receipt of improper personal benefits by any person as a result of his or her position as our Director, officer, or other team member or as a spouse or other close family member of any of our Directors, officers or other team members. Our Global Code of Business Conduct also requires our Directors, officers and other team members to promptly disclose any potential conflicts of interest to our Corporate Compliance Office. We also require that each of our executive officers and Directors complete a detailed annual questionnaire that requires, among other things, disclosure of any transactions with a related person meeting the minimum threshold for disclosure under the relevant U.S. Securities and Exchange Commission ("SEC") rules. All responses to the annual questionnaires are reviewed and analyzed by our legal counsel and, as necessary or appropriate, presented to the Corporate Governance and Nominating Committee for analysis, consideration and, if appropriate, approval.

The Corporate Governance and Nominating Committee will consider the following in determining if any transaction with a related person or party should be approved, ratified or rejected:

- the nature of the related person's interest in the transaction;
- the material terms of the transaction;
- the importance of the transaction to the related person and to us;
- whether the transaction would impair the judgment or the exercise of the fiduciary obligations of any Director or executive officer;
- the possible alternatives to entering into the transaction;
- whether the transaction is on terms comparable to those available to third parties; and
- the potential for an actual or apparent conflict of interest.

During fiscal year 2025, we determined that no material related-party transactions exist that would require disclosure under SEC rules or otherwise require approval, ratification, or rejection of the Corporate Governance and Nominating Committee. This review included a review of the annual questionnaires and a detailed evaluation of the transactions reviewed and analyzed by our Board of Directors in determining Director independence as described in the "Director Independence" section of this Proxy Statement.

None of our Directors are related to each other and no arrangements or understandings exist pursuant to which any Director was selected as a Director or Director nominee.

### Proxy Access

Our Amended and Restated Regulations permit a shareholder, or a group of up to twenty shareholders, owning three percent or more of the Company's outstanding shares of Common Stock continuously for at least three years to nominate and include in the Company's annual meeting proxy materials a number of Director nominees up to a greater of (x) two, or (y) twenty percent of the Board, provided that the shareholder(s) and nominee(s) satisfy the requirements specified in our Amended and Restated Regulations.

## Stock Ownership Guidelines

Our stock ownership guidelines align the financial interests of our executive officers and Directors with those of our shareholders by encouraging the accumulation and retention of our common stock by our Directors and executive officers. Our Board of Directors has approved the following amended stock ownership guidelines for our Directors and executive officers:

Participants		Guidelines
Chairman of the Board and Chief Executive Officer	■ ■ ■ ■ ■ ■	6 times annual base salary
President and Chief Operating Officer	■ ■ ■ ■	4 times annual base salary
Executive or Senior Vice Presidents	■ ■ ■	3 times annual base salary
Other Executive Officers	■ ■	2 times annual base salary
Non-Management Directors	■ ■ ■ ■ ■	5 times annual retainer

The recommended time period for achieving compliance with the guidelines is five years from election or appointment to the position that is subject to the guidelines. The Human Resources and Compensation Committee reviews share ownership information each year to ensure compliance with the guidelines. As of June 30, 2025, all executive officers and Directors in their positions for at least five years were in compliance with the guidelines.

## Insider Trading and Prohibited Transactions in Company Securities

We maintain an insider trading policy that applies to all of our Directors, officers, other team members and consultants. The insider trading policy prohibits those covered by the policy from engaging in transactions while aware of material nonpublic information about us or another company that could lead to violations of securities laws. The policy also provides both pre-clearance procedures for the Company's Directors and executive officers and blackout periods during which our Directors, officers and certain designated Parker employees are restricted from transacting in the Company's securities.

The insider trading policy also prohibits speculative transactions in the Company's securities, such as short sales and acquiring exchange-traded options (including puts, calls and other derivatives). Furthermore, the insider trading policy prohibits certain arrangements that could result in sales or transfers of Company securities without the covered person's consent at times at which he or she is not permitted to trade in Company securities, including holding Company securities in margin accounts or pledging them as collateral. The insider trading policy generally permits, however, trading by our Directors and officers pursuant to a trading plan that is designed to meet the requirements of the policy and Rule 10b5-1 of the Securities Exchange Act of 1934, subject to pre-clearance procedures before the adoption, modification or termination of such a plan.

The insider trading policy also prohibits those covered by the policy from entering into hedging or monetization transactions (such as zero-cost collars and forward sale contracts) with respect to Company securities because such transactions may provide ownership of Company securities without the full risks and rewards of such ownership.

## Governance Documents

Our Global Code of Business Conduct, our Corporate Governance Guidelines, and our Independence Standards for Directors are posted and available on the Corporate Governance page of our investor relations website at [investors.parker.com](https://investors.parker.com). Shareholders may request copies of these documents, free of charge, by writing to Parker-Hannifin Corporation, 6035 Parkland Boulevard, Cleveland, Ohio 44124-4141, Attention: Secretary, or by calling (216) 896-3000. The information contained on or accessible through our website is not a part of this Proxy Statement.



# Director Compensation

## Compensation of Directors

Team members who also serve as Directors do not receive any additional compensation for their services as Directors. Accordingly, Jennifer A. Parmentier, who served as an executive officer during fiscal year 2025, did not receive additional compensation for her service as a Director and is not included in the Director Compensation for Fiscal Year 2025 table below. Ms. Parmentier is a Named Executive Officer for fiscal year 2025, and her fiscal year 2025 compensation is fully disclosed in the Summary Compensation Table for Fiscal Year 2025 on page 58 of this Proxy Statement.

During fiscal year 2025, non-employee Directors received an annual cash retainer and a restricted stock unit ("RSU") award. Our non-employee Directors are also eligible to participate in our Matching Gifts Program as described on page 57 of this Proxy Statement. The following table reflects the annual retainers of the non-employee Directors effective during fiscal year 2025:

	Approved August 7, 2023	Approved August 6, 2024
	Effective beginning 10/25/2023	Effective beginning 10/23/2024
Annual Retainers		
Lead Director and Corporate Governance and Nominating Committee Chair:	\$230,000	\$230,000
Audit Committee Chair:	\$185,000	\$185,000
Human Resources and Compensation Committee Chair:	\$185,000	\$185,000
Non-Chair Committee members:	\$155,000	\$155,000

In addition to the annual retainers described above, non-employee Directors are entitled to receive a \$2,000 cash fee for attending each Board of Directors or Committee meeting that exceeds the number of regularly scheduled Board or Committee meetings in a fiscal year by more than two. On that basis, for fiscal year 2025, E. Jean Savage, Laura K. Thompson, and James L. Wainscott each received an additional payment of \$8,000, Denise Russell Fleming, Lance M. Fritz, and Linda A. Harty each received an additional payment of \$6,000, and Joseph Scaminace and James Verrier each received an additional payment of \$4,000. During fiscal year 2025, non-employee Directors could elect to defer all or a portion of their annual retainers under our Deferred Compensation Plan for Directors.

Our non-employee Directors also receive a target value of \$180,000 per year in RSUs. Accordingly, each non-employee Director who was serving as a non-employee Director on October 23, 2024 (the date of our 2024 Annual Meeting of Shareholders) was granted 299 RSUs under the Parker-Hannifin Corporation 2023 Omnibus Stock Incentive Plan (the "2023 Equity Plan"). The terms of the RSUs provide that the RSUs will vest 100% on the later of (a) one year from the grant date; or (b) the date of our next Annual Shareholders Meeting (such later date, the "Vesting Date"), except that if a non-employee Director ceases to be a Director for any reason prior to the next Annual Meeting of Shareholders that occurs after the grant date, a pro-rated portion of his or her RSUs will vest on the Vesting Date and the remaining RSUs will be forfeited. In connection with her appointment to the Board during fiscal year 2025, Ms. Savage also received 117 RSUs under the 2023 Equity Plan on July 10, 2024, representing a pro-rata portion of the RSU award made to our non-employee Directors in fiscal year 2024, which RSUs vested on July 10, 2025. All RSUs earn dividend equivalent units paid as additional RSUs, which are subject to the terms and conditions of the original RSU award and are payable directly to each non-employee Director to whom they are issued.

On August 11, 2025, the Human Resources and Compensation Committee approved a \$5,000 increase in the annual retainer and a \$15,000 increase in the target value of equity awards for non-employee Directors, effective on October 22, 2025.

## Director Compensation for Fiscal Year 2025

The following table sets forth compensation information for our non-employee Directors for fiscal year 2025. Beth A. Wozniak does not appear in the table below because she joined our Board in fiscal year 2026.

Name	Fees Earned or Paid in Cash (\$)	Stock Awards (\$) <sup>(1)</sup>	All Other Compensation (\$) <sup>(2)</sup>	Total (\$)
<b>Jillian C. Evanko<sup>(3)</sup></b>	48,333	—	—	48,333
<b>Denise Russell Fleming</b>	161,000	188,280	11,000	360,280
<b>Lance M. Fritz</b>	161,000	188,280	—	349,280
<b>Linda A. Harty</b>	161,000	188,280	15,000	364,280
<b>Kevin A. Lobo</b>	185,000	188,280	—	373,280
<b>E. Jean Savage</b>	159,250	249,491	15,000	423,741
<b>Joseph Scaminace</b>	189,000	188,280	20,000	397,280
<b>Åke Svensson<sup>(3)</sup></b>	48,333	—	—	48,333
<b>Laura K. Thompson</b>	163,000	188,280	—	351,280
<b>James R. Verrier</b>	159,000	188,280	—	347,280
<b>James L. Wainscott</b>	238,000	188,280	15,000	441,280

(1) This column represents the aggregate grant date fair value of RSUs granted under our 2023 Equity Plan in fiscal year 2025 and computed in accordance with Financial Accounting Standards Board ("FASB") ASC Topic 718. The amount was calculated using the closing stock price on the date of each of the grants and factors in the dividend equivalent units that may be paid on the underlying RSU grants. Each of the non-employee Directors serving as a Director on October 23, 2024 received 299 RSUs with an aggregate grant date fair value of \$188,280 on his or her grant date. Ms. Savage, who was appointed in July 2024, also received 117 RSUs with an aggregate grant date fair value of \$61,211 under our 2023 Equity Plan on July 10, 2024, which RSUs vested on July 10, 2025. As of June 30, 2025, each non-employee Director included in the table above, other than Ms. Savage, held 299 RSUs, and Ms. Savage held 416 RSUs. None of the non-employee Directors held options or SARs.

(2) The amounts reported in this column consist of matching gifts under our Matching Gifts Program. For more information, see page 57 of this Proxy Statement.

(3) Jillian C. Evanko and Åke Svensson did not stand for reelection at the 2024 Annual Meeting of Shareholders and therefore were not granted RSUs in fiscal year 2025.

# Executive Compensation

## Item 2 – Advisory Vote to Approve Named Executive Officer Compensation

In accordance with the requirements of Section 14A of the Securities Exchange Act of 1934 and the related SEC rules, we are providing our shareholders with the opportunity to vote to approve, on a non-binding, advisory basis, the compensation of our named executive officers as disclosed in this Proxy Statement. We encourage our shareholders to carefully read this Proxy Statement in its entirety before deciding whether to vote for or against this Item 2.

At our 2023 Annual Meeting of Shareholders, shareholders voted in favor of annual frequency for the non-binding, advisory approval of the compensation of our named executive officers. We currently hold the non-binding, advisory vote to approve the compensation of our named executive officers on an annual basis, and the next such vote is therefore expected to take place at our 2026 Annual Meeting of Shareholders.

As described in detail throughout our Compensation Discussion and Analysis section of this Proxy Statement, our executive compensation program features, among other things, the following:

- A “pay-for-performance” structure, which helps ensure that a significant portion of the compensation for our executive officers is “at-risk,” is dependent on the short-term and long-term performance of our business and encourages and rewards performance that drives the key goals, operational priorities and metrics that we use to profitably grow our business and enhance shareholder value;
- A structure that helps ensure that our executive compensation program aligns the interests of our executive officers and our shareholders, is not overly weighted towards annual cash incentive compensation and does not otherwise have the potential to threaten long-term shareholder value by promoting unnecessary or excessive risk-taking by our executive officers;
- A structure consistent with our philosophy of targeting executive compensation at market median, which allows us to remain competitive with companies that compete with us for talented team members and shareholder investment;
- Various executive compensation practices that contribute to good corporate governance, including clawback policies and provisions, stock ownership guidelines for Directors and executive officers, hedging, pledging and other stock ownership restrictions, and an annual compensation risk review; and
- Effective oversight and decision-making by a highly-independent Board of Directors and a Human Resources and Compensation Committee consisting entirely of independent Directors that retains an independent executive compensation consultant.

The vote on this Item 2 is non-binding and advisory in nature, which means that the vote is not binding on us, our Board of Directors or any of the Committees of our Board of Directors. However, our Board of Directors values the views of our shareholders and our Board of Directors and Human Resources and Compensation Committee will review the results of the vote and take them into account when addressing future compensation policies and decisions.

Our Board of Directors believes that our executive compensation program is reasonable and well-structured, satisfies its objectives and philosophies and is worthy of shareholder support. Accordingly, our Board of Directors requests that our shareholders vote to approve the following resolution:

**RESOLVED**, that the compensation paid to our named executive officers, as disclosed pursuant to the rules of the Securities and Exchange Commission, including the Compensation Discussion and Analysis, compensation tables and narrative discussions, is approved on a non-binding, advisory basis.



**THE BOARD OF DIRECTORS UNANIMOUSLY RECOMMENDS A VOTE “FOR” THE APPROVAL OF THE COMPENSATION OF THE NAMED EXECUTIVE OFFICERS AS DISCLOSED IN THIS PROXY STATEMENT ON A NON-BINDING, ADVISORY BASIS.**



# Compensation Discussion & Analysis

## Named Executive Officers

Our named executive officers for fiscal year 2025, who we refer to as the Named Executive Officers, are:

- **Jennifer A. Parmentier** Chairman of the Board and Chief Executive Officer
- **Todd M. Leombruno** Executive Vice President and Chief Financial Officer
- **Andrew D. Ross** President and Chief Operating Officer
- **Joseph R. Leonti** Executive Vice President, General Counsel and Secretary
- **Patrick M. Scott** Vice President and President – Fluid Connectors Group

## Executive Summary

### Objectives and Philosophies of the Executive Compensation Program

The Win Strategy has been the foundation of our business and has represented the unified strategic vision of our team members worldwide since it was first introduced in 2001. The Win Strategy defines the key goals, operational priorities and metrics used to profitably grow our business. We are confident that our continuing focus on The Win Strategy maximizes long-term shareholder value by helping us realize our goal of top-quartile performance among our competitors and peers and steady appreciation of our stock price. The Win Strategy also provides the means by which we measure and reward success. In fact, the objective of our executive compensation program is to encourage and reward performance that implements the strategies and advances the goals of The Win Strategy. The program is designed to:



**Align the financial interests of our executive officers and our shareholders** by encouraging and rewarding our executive officers for performance that achieves or exceeds significant financial and operational performance goals and by holding them accountable for results.



**Encourage and reward our executive officers** for experience, expertise, level of responsibility, continuity of leadership, leadership qualities, advancement, individual accomplishment and other significant contributions to the enhancement of shareholder value and to the success of our business.



**Provide market competitive compensation** to attract, retain and motivate highly-talented and ethical individuals at all levels who are focused on the long-term success of our business and who are equipped, motivated and poised to lead and manage our business presently and in the future.



**Promote accountability** by providing executive officers a mix of cash and equity compensation, allocating a greater proportion of the compensation for executive officers, as compared to other team members, to elements that are dependent on the performance of our business.



**Maintain a level of flexibility** sufficient to adjust for trends and changes in the continuously evolving global business and regulatory environment.

## 2025 Executive Compensation Program

### Categories and Elements of Executive Compensation

Our executive compensation program covers all compensation paid to our executive officers. In fiscal year 2025 our executive officers included, among others, our Chief Executive Officer, our Chief Financial Officer, and our three other most highly compensated executive officers serving in such capacity as of June 30, 2025, who are collectively the Named Executive Officers.

Our executive compensation program offers the categories and elements of compensation identified in the following table. Each element of compensation is more specifically defined and described in the “Principal Elements of Executive Compensation” section beginning on the page indicated in the table.

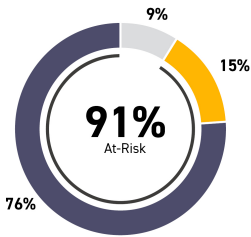
Category of Compensation	Element(s) of Compensation	Defined/Described Beginning on:
<b>Base Salaries</b>	Base Salaries	Page 44
<b>Annual Cash Incentive Compensation</b>	Officer ACIP Awards	Page 44
<b>Long-Term Incentive Compensation</b>	LTIP Awards	Page 48
	Stock Incentives	Page 50
<b>Employee Benefits</b>	Various	Page 51
<b>Executive Perquisites</b>	Various	Page 56

### “Pay-for-Performance” — Structure, Key Financial Metrics and Impact on Compensation

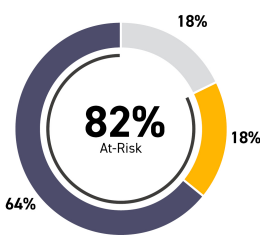
Our executive compensation program is structured to ensure that a significant portion of the compensation for executive officers is dependent upon the performance of our business. This “pay-for-performance” structure drives the program to achieve its objective to encourage and reward performance that implements the strategies and advances the goals of The Win Strategy. Our program is also structured to help ensure that the compensation for our executive officers is not overly weighted toward annual cash incentive compensation and does not otherwise have the potential to threaten long-term shareholder value by promoting unnecessary or excessive risk-taking by our executive officers. The “Compensation Setting Process” section describes our policies and practices for allocating executive compensation among the various categories and elements.

To illustrate, the following graphics show the mix of fixed and at-risk annual and long-term cash and equity compensation represented by base salaries, annual cash incentive compensation and long-term incentive compensation for the Named Executive Officers for fiscal year 2025 at target levels. The percentages of total target compensation reflected in this chart were calculated using each Named Executive Officer’s fiscal year 2025 base salary earned, target annual cash incentive compensation, and target long-term incentive compensation (as approved in August 2024).

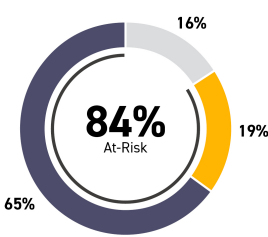
Jennifer A. Parmentier



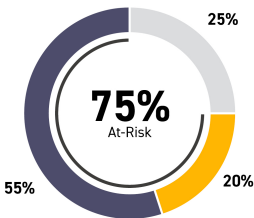
Todd M. Leombruno



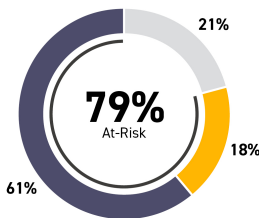
Andrew D. Ross



Joseph R. Leonti

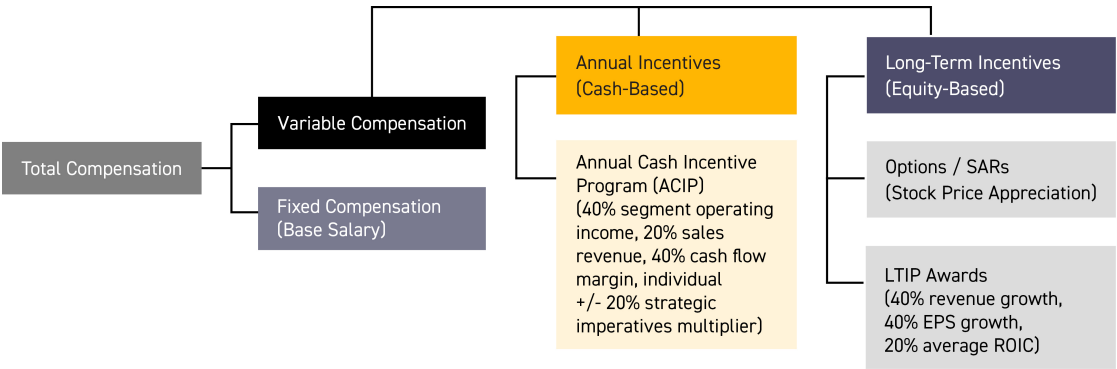


Patrick M. Scott



■ Base Salary   ■ Target ACIP award  
■ LTIP Awards and Target Stock Incentives (Long Term/Equity)

The “Principal Elements of Executive Compensation” section provides detailed discussion and analysis regarding how each element of compensation encourages and rewards performance that implements the strategies and advances the goals of The Win Strategy. Our compensation structure includes both fixed and at-risk compensation comprised of various cash and equity elements, and is generally as follows:



We provide base salaries, employee benefits and executive perquisites primarily to ensure that our executive compensation program remains competitive to attract, retain and motivate the individuals needed to implement and advance our strategies and goals. In addition, as illustrated in the following table, we provide annual cash incentive compensation and long-term incentive compensation primarily to encourage and reward performance that implements and advances The Win Strategy, including, in particular, our strategies and goals relating to financial performance and growth, by aligning these elements of compensation with our performance in certain key financial metrics that we use to measure the overall performance of our business.

We also ensure that base salary adjustments consider performance and results in certain corporate governance and sustainability related metrics embedded in The Win Strategy, such as, among others, team member safety, engagement and inclusion. Additionally, as detailed further below, the Human Resources and Compensation Committee has incorporated the achievement of strategic imperatives, including related to acquisitions and divestitures, extraordinary events, and our sustainability goals, into our Officer ACIP.

The following table shows the key financial metrics, key business strategies, and fiscal year 2025 results driven by each element of at-risk compensation provided to the Named Executive Officers.

	Element of Compensation	Encourages executive officers to maximize	By focusing on various key business strategies, such as	Fiscal year 2025 results
Long-Term Incentive	<b>Officer ACIP Award (cash)</b>	segment operating income, sales revenue, cash flow margin, and other strategic imperatives	continuous improvement in net income, lean initiatives, inventory controls, collection of receivables, control of payables and capital, and individual metrics tied to the achievement of strategic imperatives	Our results for segment operating income and cash flow margin were above target, and our results for sales revenue were slightly below target, as explained in further detail below, resulting in a payout at 139.09% of target.
	<b>LTIP Awards (equity)</b>	long-term revenue growth, earnings per share growth, and growth in average return on invested capital	market-driven innovation, on-time delivery of quality products, value-added services and systems, strategic supply chain, lean enterprise, value pricing and profitable growth	Our results for revenue growth were at top quartile, and our results for earnings per share growth and growth in average return on invested capital were between the median and top quartile performance levels, resulting in a payout at 162.22% of target.
	<b>Stock Incentives/Stock Appreciation Rights (SARs) (equity)</b>	our stock price	sustained profitable growth and financial and operational performance that contribute to appreciation of our stock price	Our 2025 fiscal year end stock price was \$698.47, as compared to \$505.81 as of 2024 fiscal year end.

Compensation Practices

The following table highlights some of the key aspects of our executive compensation program for fiscal year 2025. This table is not a substitute for, nor does it purport to include, all of the information provided in this Compensation Discussion and Analysis and the Compensation Tables presented later in this Proxy Statement.

✔ What We Do

- ✔ Executive compensation program with pay-for-performance structure aligned with The Win Strategy
- ✔ The target total direct compensation package for our Chief Executive Officer is a mix of 9% fixed and 91% at-risk, and for our other Named Executive Officers is an average mix of 20% fixed and 80% at-risk
- ✔ Annual advisory vote to approve executive compensation with consistent high degree of approval
- ✔ One-year minimum vesting or performance period requirements for equity incentives
- ✔ Clawback policies and provisions to recover or withhold incentive-based compensation to executive officers in certain circumstances
- ✔ Anti-hedging and anti-pledging policy for Directors and executive officers
- ✔ Robust Stock Ownership Guidelines for executive officers and Directors

✘ What We Don't Do

- ✘ Offer employment agreements to our executives
- ✘ Offer above-market earnings on contributions to deferred compensation accounts
- ✘ Grant stock options or SARs with an exercise price less than the fair market value of Parker's common stock on the date of grant
- ✘ Re-price stock options or SARs
- ✘ Cash out underwater stock options or SARs
- ✘ Include reload provisions in any stock option or SAR grant
- ✘ Permit Directors or employees, or their respective related persons, to engage in short sales of Parker's stock or to trade in instruments designed to hedge against price declines in Parker's stock
- ✘ Permit Directors or officers to hold Parker securities in margin accounts or to pledge Parker securities as collateral for loans or other obligations



# Compensation Setting Process

## Roles and Responsibilities

<b>HUMAN RESOURCES AND COMPENSATION COMMITTEE</b>	<p>The Human Resources and Compensation Committee, which we refer to in this Compensation Discussion and Analysis as the Committee, consists solely of independent Directors and has various duties and responsibilities with respect to the administration, oversight and determination of executive compensation. As described in the Committee's Charter, which is posted and available on the Governance page of our investor relations website at <a href="https://investors.parker.com">investors.parker.com</a>, these duties and responsibilities include:</p> <ul style="list-style-type: none"> <li>• establishing our executive compensation program and philosophies and overseeing their development and implementation;</li> <li>• reviewing and approving the performance and compensation of our Chief Executive Officer and other executive officers; and</li> <li>• overseeing and evaluating any significant risks arising from our compensation policies and practices.</li> </ul> <p>To assist in its risk oversight duties and responsibilities, the Committee ensures management and the Committee's independent compensation consultant conduct an annual compensation risk review. The results of this review are evaluated and discussed among management, the Committee and its independent executive compensation consultant and, if any significant risks are identified, the full Board of Directors. Based on the review conducted during fiscal year 2025, we believe that our current compensation policies and practices are designed to mitigate risks related to compensation, and such policies and practices do not create risks that are likely to have a material adverse effect on our business.</p> <p>The Committee also retains the discretion to authorize periodic compensation adjustments due to promotions or increases in the responsibilities of our executive officers.</p> <p>In fulfilling its duties and responsibilities, the Committee seeks periodic input, advice and recommendations from various sources, including our Board of Directors, our executive officers and the Committee's independent executive compensation consultant. The Committee is not bound by that input or advice or those recommendations. The Committee at all times exercises independent discretion in its executive compensation decisions. The Committee may, in its discretion, create subcommittees of its members and delegate to them any of its duties and responsibilities. It may also delegate certain authority to management with respect to our benefit plans, but it may not so delegate approval of executive officer compensation, stock plan design, Director compensation, or change in control plans and agreements.</p>
<b>BOARD OF DIRECTORS</b>	<p>Our Board of Directors approves all plans and programs which, by their terms, require approval of our Board. Our Board does not authorize or approve any other specific executive compensation matters. Our Board oversees the Committee's activities and performance, including the identification, evaluation and monitoring of risks arising from our compensation policies and practices, and reviews all material information relating to executive compensation matters approved by the Committee. This oversight helps ensure that the Committee fulfills its duties and responsibilities and that the executive compensation program is reasonable and appropriate, meets its objectives and effectively serves the interests of our business and our shareholders.</p>
<b>EXECUTIVE OFFICERS</b>	<p>Our executive officers also play a role in the administration, oversight and determination of executive compensation. At the beginning of each fiscal year, each executive officer sets annual performance goals for his or her direct reports, which may include other executive officers. The performance goals are designed to promote individual performance consistent with the strategies and goals of The Win Strategy. Throughout the fiscal year, each executive officer's performance is reviewed and evaluated against his or her performance goals. At the end of the fiscal year, each executive officer conducts a final performance review for each of his or her direct reports. Based on those reviews, our executive officers, other than our Chief Executive Officer, recommend any annual compensation adjustments and awards for their executive officer direct reports to our Chief Executive Officer.</p> <p>Our Chief Executive Officer similarly reviews and evaluates her direct reports, which include each of the other Named Executive Officers except Mr. Scott, who directly reports to and was reviewed and evaluated by Mr. Ross. Our Chief Executive Officer also reviews and evaluates the recommendations made with respect to all of our other executive officers and makes any modifications that she deems appropriate. Our Chief Executive Officer then recommends to the Committee annual compensation adjustments and awards for all of our executive officers other than herself.</p> <p>Our Chief Executive Officer, Executive Vice President—Human Resources &amp; External Affairs and our Secretary attend all meetings of the Committee other than executive sessions. None of these officers attend discussions regarding their individual compensation. Our executive officers prepare and provide to the Committee performance summaries for certain executive officers, which are used by the Committee to understand and measure the performance and effectiveness of our annual cash incentive compensation and long-term incentive compensation. Our executive officers also periodically consult with and assist the Committee in calculating incentive compensation payouts, establishing and monitoring performance goals and addressing other appropriate executive compensation matters.</p>

Compensation Consultants and Competitive Market Analysis

The Committee regularly monitors, reviews and evaluates our executive compensation program to help ensure that it provides reasonable compensation ranges at competitive, appropriate and effective levels. The Committee engages Mercer Consulting, an independent human resources and compensation consulting firm, which we refer to as Mercer, to assist the Committee in its monitoring, review and evaluation responsibilities, and to otherwise provide assistance and guidance to the Committee on executive officer and Director compensation matters. Mercer is a wholly owned subsidiary of Marsh & McLennan Companies, Inc. The Committee first engaged Mercer in fiscal year 2009 following a robust procurement process involving multiple consulting firms. The Committee selected Mercer based on its level of expertise and financial and strategic fit. Mercer reports directly to the Committee and attends all meetings of the Committee. The Committee has sole authority for the appointment, removal, replacement, compensation and oversight of Mercer and its affiliates for executive officer and Director compensation matters.

Mercer provides a wide range of executive officer and Director compensation consulting services for the Committee. Mercer prepares and provides to the Committee a comprehensive annual review of base salaries, target annual cash incentive compensation, target long-term incentive compensation and target total cash and direct compensation for all of our executive officers. Mercer uses this annual review to advise the Committee with respect to the effectiveness and competitiveness of our executive compensation program. The Committee considers this annual review when establishing compensation levels and otherwise to ensure that our executive compensation program remains competitive and effective.

Mercer uses proxy statement data and surveys published by leading human resources and compensation consultants to conduct market analyses of base salaries, target annual cash incentive compensation, target long-term incentive compensation and target total cash and direct compensation offered to executives of other diversified industrial companies with revenues and market values comparable to ours, which we refer to as the Peer Group or Peer Group companies. Mercer also uses broader market data on companies outside of the Peer Group to the extent that it is available and appropriate.

The Committee regularly reviews and, when necessary or advisable, updates the Peer Group to make sure it consists of companies that directly compete with us for talented team members and shareholder investment, and it otherwise represents a meaningful group of peers. In evaluating the Peer Group companies, the Committee looks for companies in the Diversified Industrials sector with characteristics and business strategies similar to ours. The Peer Group companies used for purposes of fiscal year 2025 compensation decisions were the same as those used for purposes of fiscal year 2024 compensation decisions and consisted of the following companies:

Peer Group Companies

- |                         |                                |                                      |
|-------------------------|--------------------------------|--------------------------------------|
| • 3M Company            | • Flowserve Corporation        | • Johnson Controls International plc |
| • Caterpillar Inc.      | • Fortive Corporation          | • Moog Inc.                          |
| • Cummins Inc.          | • Honeywell International Inc. | • RTX Corporation                    |
| • Deere & Company       | • Illinois Tool Works Inc.     | • Rockwell Automation, Inc.          |
| • Dover Corporation     | • Ingersoll Rand Inc.          | • Textron Inc.                       |
| • Eaton Corporation plc | • ITT Inc.                     | • Trane Technologies plc             |
| • Emerson Electric Co.  |                                |                                      |

Mercer also provided other compensation consulting services to the Committee during fiscal year 2025, including:

- preparing for and participating in the Committee’s meetings and conference calls, including advance and subsequent meetings with the chair of the Committee and senior management;
- gathering and analyzing market compensation data for review of our executive compensation program relative to a combination of proxy and survey data;
- conducting a pay-for-performance review to evaluate the level of alignment between our executive compensation program and performance levels relative to our Peer Group companies;
- preparing and providing to the Committee a comprehensive review of compensation provided to our non-management Directors;
- assessing our cash flow margin performance versus peers over a one, three and five-year period;
- working with management to conduct the annual compensation risk review; and
- periodically assisting management on other select executive compensation topics.

In fiscal year 2025, we paid \$269,492 in fees, administrative charges, out-of-pocket expenses and other costs to Mercer for executive officer and Director compensation consulting services provided to the Committee.

We also directly engage Marsh & McLennan Companies, Inc. and its affiliates (including Mercer) in the ordinary course of business, without the approval of our Board of Directors or the Committee, to provide services in areas other than executive officer and Director compensation. In fiscal year 2025, these additional services included services as an insurance broker and providing benchmarking surveys for information on compensation and benefits for our team members generally.

In fiscal year 2025, we paid \$995,281 in fees, administrative charges, commissions, out-of-pocket expenses and other costs to Marsh & McLennan Companies, Inc. and its affiliates (including Mercer) for these additional services. The majority of these fees were not paid pursuant to engagements of Marsh & McLennan Companies, Inc. by management, but were rather either paid by our third-party administrators to Marsh & McLennan Companies, Inc. relating to risk insurance and for insurance and prescription drug services provided under our team member health and welfare plans, or were direct engagements with Marsh & McLennan Companies, Inc. made by various divisions worldwide for market surveys related to those particular divisions. The consolidated revenues of Marsh & McLennan Companies, Inc. were \$24.46 billion as reported in its Annual Report on Form 10-K for the fiscal year ended December 31, 2024.

The Committee has considered and assessed all relevant factors, including but not limited to those set forth in Rule 10C-1(b)(4)(i) through (vi) under the Securities Exchange Act of 1934, that could give rise to a potential conflict of interest with respect to Mercer. Based on this review, we are not aware of any conflict of interest that has been raised by the work performed by Mercer. The Committee also periodically reviews the relationship with Mercer to determine whether sufficient internal safeguards are in place to ensure that Mercer provides services to the Committee independent of any influence from management. The Committee identified the following safeguards:

- Mercer reports directly to the Committee and not to management on executive officer and Director compensation matters;
- at each Committee meeting, Mercer and the Committee meet in executive session without members of management present;
- all non-executive compensation services are provided by Mercer consultants who are not involved in providing executive officer and Director compensation consulting services to the Committee;
- the Committee has exclusive authority to retain and set the compensation for Mercer's executive officer and Director compensation consulting services;
- the individual Mercer consultants to the Committee do not provide any services to us other than those provided for the Committee;
- the individual Mercer consultants to the Committee do not participate in any client development activities that are not directly related to executive officer or Director compensation services for the Committee; and
- the amounts paid to Mercer by the Committee are not directly impacted by any growth in the fees we pay to Marsh & McLennan Companies, Inc. and its affiliates (including Mercer).

## Consideration of 2024 Say-on-Pay Vote

At our 2024 Annual Meeting of Shareholders, we received approval based on the total votes cast of approximately 89% for our advisory "say-on-pay" vote to approve the compensation of our Named Executive Officers. The Committee and Mercer specifically considered the voting results when exploring potential changes to our executive compensation program in fiscal year 2025. The Committee did not make any changes to our executive compensation program for fiscal year 2025 that were directly driven by the say-on-pay vote. The Committee believes the voting results demonstrate strong, consistent support for our executive compensation program. The Committee will continue to explore with Mercer potential improvements to our executive compensation program to the extent appropriate to keep our executive compensation program aligned with best practices in our competitive market.



## General Policies and Practices Relating to Executive Compensation

### Allocation of Executive Compensation

The Committee seeks to provide compensation, employee benefits and executive perquisites that are competitive with the market and help us attract, retain and motivate present and future executive officers. Annually, base salaries, target annual cash incentive compensation and target long-term incentive compensation for each executive officer are compared to the median of companies included in Mercer's annual review with the objective that, in the aggregate, our target compensation remains generally aligned with the median of the Peer Group companies.

When deciding whether to increase or decrease the amount of any element of compensation, the Committee considers Mercer's annual review, the annual performance reviews of the executive officers and the performance of our business as a whole. The Committee does not consider amounts realized from prior compensation in determining the levels of compensation paid to executive officers.

To help ensure that our executive compensation program meets its objectives to drive and support The Win Strategy, the Committee allocates the majority of compensation for executive officers to annual cash incentive compensation and long-term incentive compensation. Each of the at-risk elements of compensation within those categories is directly tied to appreciation of our stock price and/or to significant financial and operational performance goals. More than one-half of the targeted total compensation for the executive officers is, therefore, "at-risk" and may significantly fluctuate from year to year based on our financial, operational and stock performance. In addition, the Committee makes sure that executive officers have a greater proportion of their total compensation allocated to these at-risk elements than other team members. The Committee structures the program in this manner to better align the financial interests of our executive officers with the financial interests of our shareholders, to better ensure a "pay-for-performance" result and to promote internal equity by recognizing that our executive officers, as compared to other team members, have greater responsibility and influence over the performance of our business.

Our executive compensation program is also structured to offer a reasonable balance of annual and long-term, as well as cash and equity, elements of compensation. The program provides a mix of those elements specifically designed to encourage and reward performance that contributes to the advancement of The Win Strategy. The Committee does not have any formal policies or guidelines with respect to the allocation of executive compensation between annual and long-term elements, cash and equity elements or different forms of equity elements. In practice, however, the Committee has taken the following approaches.

- *Allocation between annual and long-term elements.* The Committee considers Mercer's annual review as it sets each executive officer's base salary and annual cash incentive compensation to ensure that it is reasonable in the context of the midpoint value of his or her comparable position within the Peer Group. The Committee also considers Mercer's annual review as it sets the total target value of each executive officer's long-term incentive compensation as a multiple of the midpoint of the base salary range of his or her comparable position within the Peer Group companies.
- *Allocation between cash and equity elements.* Base salaries and annual cash incentive compensation are paid in cash. Long-term incentive compensation is paid in equity because of the long-term nature of equity awards and our desire to encourage performance that drives long-term shareholder value.
- *Allocation between different forms of equity elements.* The Committee generally allocates 50% of the total target value of each executive officer's long-term incentive compensation to LTIP Awards and 50% to Stock Incentives. The Committee takes this approach to balance the allocation between elements based on long-term financial, operational and strategic metrics and those based on long-term performance of our common stock.

The Committee generally makes all elements of executive compensation available to all executive officers and makes executive compensation decisions on a consistent and equitable basis. The Committee generally does not offer any element to an executive officer that is not available to other executive officers. The Committee also occasionally grants retention and/or recognition awards to executive officers who make extraordinary contributions to the Company's success or for whom a retention incentive is appropriate.

### Committee Discretion

The Committee does not change the predetermined performance goals or increase the amount of any at-risk compensation following the grant date except as permitted by applicable laws and regulations. The Committee may increase the amount of any award of annual cash incentive compensation if appropriate to account for corporate policy changes, executive compensation program changes and major corporate programs, and to account for the negative impact of acquisitions on goodwill and amortization expense, losses on dispositions of real property during plant moves or shutdowns and other unexpected occurrences that negatively impact awards.

The Committee may reduce the amount of any award of annual cash incentive compensation or long-term incentive compensation made to the Named Executive Officers other than Stock Incentives. The Committee retains this downward discretion for the following purposes:

- to ensure greater control over final performance-based compensation amounts based on its assessment of the quality of our results relative to our various performance measures, the risks taken to attain those results and our overall financial performance;
- to help ensure that performance-based compensation continues to effectively serve the interests of our business and our shareholders; and
- to avoid inappropriately rewarding executive officers based on events or circumstances that were not expected at the beginning of the performance period.

Our calculation methodology for LTIP Award payouts also allows the Committee to exercise this discretion with respect to LTIP Award payouts.

## Compensation Risk Review

The annual compensation risk review, first described on page 39, begins with a global assessment of any plans or programs that could potentially encourage excessive risk-taking or otherwise present significant risks to our business. The review also takes into account our individual business units to determine whether any of them carries a significant portion of our risk profile, structures compensation significantly different than others, or is significantly more profitable than others.

The review then evaluates whether the applicable plans and programs are likely to encourage excessive risk-taking or detrimental behavior, vary significantly from our risk-reward structure, or otherwise present significant risks to our business.

During our fiscal year 2025 compensation risk review, we also identified and evaluated various mechanisms that we currently have in place that may serve to mitigate any existing or potential risks arising from our compensation policies and practices, including the following:

- our executive officers and other management-level team members are compensated with a mix of annual and long-term incentives, fixed and at-risk compensation, cash and multiple forms of equity compensation;
- compensation packages gradually become more focused on long-term, at-risk and equity compensation as our team members ascend to and through management-level positions;
- our global compensation plans and programs generally utilize the same or substantially similar performance measures;
- we use multiple performance measures to determine payout levels under certain elements of incentive compensation and different performance measures for our annual incentives as compared to our long-term incentives;
- the performance of our team members is not evaluated or measured based solely on changes in our stock price;
- our incentive compensation programs generally limit payouts to a specified maximum, while those that do not are mitigated by other factors (e.g., stock appreciation rights are mitigated by long-term vesting periods and stock ownership guidelines);
- we do not offer “guaranteed” bonuses and all of our incentive compensation elements carry downside risk for participants;
- our executive officers are subject to specific stock ownership guidelines and clawback policies and provisions requiring forfeiture of certain elements of incentive compensation under certain circumstances;
- our compensation packages, including severance packages and supplemental pensions, are within market ranges;
- the Committee has the discretion to assess the quality of our results in relation to our various performance measures and the risks taken to attain those results in approving final incentive payouts;
- our decentralized organizational structure lessens the impact of any excessive risks taken by individual business units or operating groups; and
- our team members are evaluated, measured and assessed based on their compliance with our Global Code of Business Conduct and other internal policies and controls, and the extent to which they act in the best interests of our business and our shareholders.

During the annual compensation risk review, we also consider whether any changes to our compensation plans and programs may be necessary to further mitigate risk. No changes to our compensation plans and programs were made as a result of the fiscal year 2025 compensation risk review, as we concluded that there were no risks arising from our compensation policies and practices that would be reasonably likely to have a material adverse effect on us.

# Principal Elements of Executive Compensation

## Base Salaries

Each of the Named Executive Officers receives an annual base salary to:

- encourage and reward individual performance in connection with the annual performance review process;
  - recognize experience, expertise, level of responsibility, continuity of leadership, leadership qualities, advancement, individual accomplishment and other significant contributions to the enhancement of shareholder value and the success of our business; and
  - attract, retain and motivate the highly-talented and values-driven individuals we need to advance the goals of The Win Strategy.
- The Committee establishes a base salary range for each Named Executive Officer by using Mercer’s annual review to analyze base salaries of persons holding comparable positions within the Peer Group companies and generally tries to target base salary amounts at approximately the median of the Peer Group companies. The Committee determines the base salary for each Named Executive Officer for the next fiscal year based on the Named Executive Officer’s annual performance review and compares the amount to the applicable established range to make sure that it is reasonable. Among other matters, annual performance reviews and base salary adjustments consider performance and results aligned with The Win Strategy, including in metrics tied to team member safety, engagement and inclusion. The Committee may increase base salaries, where appropriate, periodically throughout the fiscal year based on the results of interim performance reviews.
- In fiscal year 2025, base salaries for the Named Executive Officers were generally increased in the range of approximately 4.9% to 5.4% in consideration of the factors described above and to better align with the Peer Group median for similarly situated persons at our Peer Group companies. The table below reflects the base salary rates as approved by the Committee in fiscal year 2025 as well as the total base salary actually paid to each of the Named Executive Officers during fiscal year 2025, which is also included in the “Salary” column of the Summary Compensation Table for Fiscal Year 2025.

### Base Salaries

Named Executive Officers	FY2025	FY2025
	Base Salary Effective 9/1/24 (\$) <sup>(1)</sup>	Base Salary (Actual) 7/1/24-6/30/25 (\$)
Jennifer A. Parmentier	1,475,000	1,462,500
Todd M. Leombruno	945,000	937,500
Andrew D. Ross	1,000,000	991,667
Joseph R. Leonti	850,000	843,333
Patrick M. Scott	720,000	714,167

(1) Base salaries as approved in August 2024 and effective September 1, 2024.

## Annual Cash Incentive Compensation

In August 2024, the Committee established fiscal year 2025 target opportunities under the Parker-Hannifin Corporation Officer Annual Cash Incentive Plan (the “Officer ACIP”) for the Company’s executive officers. The Officer ACIP provides for annual award payouts based on the achievement of performance goals. The performance goals are tied to three performance metrics (segment operating income weighted at 40%, sales revenue weighted at 20%, and cash flow margin weighted at 40%), with each metric evaluated at three performance levels (threshold, target or maximum). The performance levels equate to a percentage of the target payout with respect to the applicable metric (50% for threshold, 100% for target and 200% for maximum). The percentage payout for each metric will be interpolated for performance levels achieved between threshold and target and between target and maximum. The award payout may be further modified by applying a multiplier of up to plus or minus 20% based upon the Committee’s evaluation of each Named Executive Officer’s performance relating to certain strategic imperatives, but in no event can the total payout exceed the 200% maximum.



Segment operating income is consolidated operating income as reported, excluding any effects of currency rate changes, acquisitions and divestitures. Sales revenue is consolidated net sales revenue as reported, excluding any effects of currency rate changes, acquisitions and divestitures. Cash flow margin is the percentage of sales represented by net cash flow from operating activities less capital expenditures, excluding any discretionary pension contributions and effects of acquisitions.

The Committee predetermines the performance goals applicable to each financial metric by analyzing our annual goals and objectives for each such metric and in consideration of Mercer's annual review. Through this process the Committee directly and materially links annual cash incentive compensation to performance that drives and supports The Win Strategy.

The Committee identified segment operating income, sales revenue and cash flow margin as performance measures critical to the financial performance and profitable growth goals of The Win Strategy. Utilizing segment operating income encourages executive officers and other team members to increase sales and to reduce operating expenses and other costs associated with managing our working capital and investments, while the sales revenue metric encourages strong sales execution, product and innovation investments, and market share gains. The Committee determined to continue to use cash flow margin, which was also an element of our prior annual incentive program, because of its importance in driving increases in net income, implementing lean initiatives, controlling inventory, collecting receivables, controlling accounts payable, and optimizing capital expenditures.

The Officer ACIP incorporates an individual performance multiplier that the Committee may use to, in its discretion, adjust Officer ACIP payout amounts upward or downward by up to 20% based on the Committee's evaluation of each Named Executive Officer's individual performance related to our corporate governance and sustainability initiatives, operating group performance, and other strategic imperatives. For fiscal years 2023 and 2024, the Committee determined that each individual had performed sufficiently to warrant a positive adjustment. However, the Committee determined to use its discretion to not apply the multiplier in either year, as it determined that the strong performance and results across all Officer ACIP metrics were sufficiently reflected and rewarded by the base payout in each year. The Committee made the same determination for fiscal year 2025, which is discussed further below under "Performance Multiplier."

### Setting Targets

The Committee allocates a significant portion of the total cash compensation for executive officers to annual cash incentive compensation, which is dependent on achieving predetermined financial and operational goals. For fiscal year 2025, Officer ACIP awards, at target, represented the following percentages of base salary for each of our Named Executive Officers, which percentages remained consistent with target aggregate percentages under the annual incentive compensation program for fiscal year 2024.

#### Target Percentage of Base Salary

Named Executive Officers	Target Officer ACIP Award Percentage
<b>Jennifer A. Parmentier</b>	165%
<b>Todd M. Leombruno</b>	100%
<b>Andrew D. Ross</b>	115%
<b>Joseph R. Leonti</b>	80%
<b>Patrick M. Scott</b>	85%

Performance Targets

During the first quarter of the fiscal year, the Committee determines the target award opportunity set forth above for each of the executive officers and establishes the levels of performance for threshold, target and maximum payouts after evaluating our annual plan, Peer Group data and Mercer’s annual review. The Committee focuses on setting targets that are reasonable in relation to the median of similar compensation offered to executives for similar positions by the Peer Group companies.

Based on this data, for the segment operating income and sales revenue metrics, the Committee set target performance based on the midpoint of our initial guidance range that was communicated to investors on August 8, 2024, adjusted to eliminate the impact of currency fluctuations and acquisition and divestiture activity. The threshold and maximum performance for these metrics were then set at 90% and 110% of target performance respectively. The resulting threshold, target and maximum performance metrics are set forth in the table below.

With respect to cash flow margin, the Committee determined levels of performance for threshold, target and maximum payouts after evaluating our annual plan for cash flow margin and the one-year, three-year and five-year average cash flow margin within the Peer Group. Based on this data, the Committee estimated that 7%, 11% and 15% cash flow margins would represent bottom-quartile, median and top-quartile cash flow margin results, respectively, within the Peer Group companies during fiscal year 2025. After review and consideration of such data and our annual plan for cash flow margin, the Committee set threshold, target and maximum performance metrics for cash flow margin at 7%, 11% and 15%, respectively, for fiscal year 2025.

Performance Results

The following tables show how the 2025 Officer ACIP payout percentage was calculated (dollars in thousands):

	Below Threshold	Threshold	Target	Maximum
			Actual Segment Operating Income Performance: \$5,198,595 % of Target Payout Earned: 102.90%	
Segment Operating Income (40% weight)	Less than \$4,665,197	\$4,665,197	\$5,183,552	\$5,701,907
			Actual Sales Revenue Performance: \$19,890,924 % of Target Payout Earned: 89.60%	
Sales Revenue (20% weight)	Less than \$18,820,550	\$18,280,550	\$20,311,722	\$22,342,894
			Actual Cash Flow Margin Performance: 16.80% % of Target Payout Earned: 200.00%	
Cash Flow Margin (40% weight)	Less than 7%	7%	11%	15%
Payout %	0%	50%	100%	200%

	% of Target Payout Earned	Weighted Payout %
Segment Operating Income	102.90%	41.16%
Sales Revenue	89.60%	17.93%
Cash Flow Margin	200.00%	80.00%
<b>Total Weighted Payout %</b>		<b>139.09%</b>

#### Performance Multiplier

The Committee also evaluated the performance of our executive officers in our corporate governance and sustainability initiatives, operating group performance, and other strategic imperatives. The Committee determined that each individual had performed sufficiently to warrant a positive adjustment. However, the Committee determined to use its discretion to not apply the multiplier for fiscal year 2025, as it determined that the strong performance and results across all Officer ACIP metrics were sufficiently reflected and rewarded by the base payout of 139.09%. Accordingly, the final Officer ACIP payout percentage approved by the Committee was 139.09%.

The following tables show each of the Named Executive Officers' Officer ACIP target and actual amounts paid:

Officer ACIP Awards			
Named Executive Officer	Base Salary Earned	Target Officer ACIP Award Amount <sup>(1)</sup>	Officer ACIP Award Amount
<b>Jennifer A. Parmentier</b>	\$1,462,500	\$2,413,125	\$3,356,416
<b>Todd M. Leombruno</b>	\$937,500	\$937,500	\$1,303,969
<b>Andrew D. Ross</b>	\$991,667	\$1,140,417	\$1,586,206
<b>Joseph R. Leonti</b>	\$843,333	\$674,667	\$938,394
<b>Patrick M. Scott</b>	\$714,167	\$607,042	\$844,334

(1) Because Officer ACIP awards are calculated based on actual base salary received during the fiscal year, and base salary increases are not effective until September 1 each fiscal year, actual base salary paid in the fiscal year is generally below the base salary rate approved by the Committee in August and has a corresponding impact on Officer ACIP awards payouts.

During fiscal year 2025, with support from Mercer, the Committee determined that corporate governance and sustainability initiatives and operating group performance are fundamental business expectations of executive officers and therefore do not warrant additional incentivization. At its meeting in August 2025, the Committee therefore approved a modification to the individual performance multiplier in the Officer ACIP to incentivize only certain strategic imperatives (i.e., acquisitions and divestitures, extraordinary events, and reducing absolute emissions), which is effective beginning in fiscal year 2026. The Committee believes that the use of segment operating income, revenue growth and cash flow margin, combined with the performance multiplier as revised beginning in fiscal year 2026, aligns Officer ACIP awards to the most meaningful drivers of Company performance and shareholder value creation.

## Long-Term Incentive Compensation

The Named Executive Officers receive long-term incentive compensation consisting of long-term incentive performance awards, which we refer to as LTIP Awards, and stock appreciation rights, which we refer to as Stock Incentives. The target amounts of LTIP Awards and the number of Stock Incentives awarded to the Named Executive Officers are based on similar compensation awarded to persons holding comparable positions within the Peer Group companies.

LTIP Awards and Stock Incentives encourage long-term focus on shareholder value and are directly and materially linked to performance that advances both the financial performance and profitable growth goals of The Win Strategy over the long term. LTIP Award payouts are based on a comparison of our performance against the Peer Group companies in certain key financial metrics over a three-year performance period. The holders of Stock Incentives realize a payout only if our stock price increases above the applicable grant price over a three-year pro-rata vesting period and the applicable exercise period thereafter. LTIP Awards and Stock Incentives work together to align the long-term financial interests of our executive officers and shareholders.

Component	Description	2025	2026	2027
<b>LTIP Awards</b>	LTIP Awards are granted to eligible employees on an annual basis at the January meeting of the Committee. This meeting is typically scheduled several years in advance. Pro-rated LTIP Awards are also granted to individuals who become executive officers, are promoted to new executive officer positions, or are given increased responsibilities during a performance period.	"Cliff" vesting after three-year performance period		
<b>Stock Incentives</b>	Stock Incentives are granted to eligible team members on an annual basis at the August meeting of the Committee. This meeting is scheduled several years in advance.	Annual vesting over three-year performance period		
		<b>1/3</b>	<b>1/3</b>	<b>1/3</b>

The Committee does not grant LTIP Awards to executive officers in anticipation of the release of significant positive earnings announcements or other material non-public information likely to result in changes to the price of our common stock.

Stock Incentives, including stock appreciation rights and stock options, for our regular annual equity awards are typically approved by the Committee at a regularly-scheduled Committee meeting that occurs in August of each year. These grants are generally made effective on the date of such approval. Committee meetings are scheduled several years in advance and generally occur in the third week of August. Stock Incentive values to be utilized for such annual awards are determined as of the grant date based upon a Black-Scholes valuation model. Those values are then used to determine the number of Stock Incentives to be granted to recipients. The Committee does not take material nonpublic information into account when determining the timing and terms of such awards. The Company has not timed the disclosure of material nonpublic information for the purpose of affecting the value of executive compensation.

During fiscal year 2025, we did not grant Stock Incentives, or any other stock appreciation rights or stock options (or similar awards), to any Named Executive Officer during any period beginning four business days before and ending one business day after the filing of any Company periodic report on Form 10-Q or Form 10-K, or the filing or furnishing of any Company Form 8-K that disclosed any material non-public information.

## LTIP Awards

The Committee has adopted an Officer Long-Term Incentive Performance Plan, which we refer to as the Officer LTIP Plan, that operates under the 2023 Omnibus Stock Incentive Plan, which we refer to as the 2023 Equity Plan, to establish the terms and conditions for LTIP Awards granted to our executive officers. During the third quarter of fiscal year 2025, the Committee granted to each of the Named Executive Officers, under the terms of the Officer LTIP Plan and the 2023 Equity Plan, the following target LTIP Award shares for the calendar year 2025-26-27 performance period based on the following target LTIP Award values for the calendar year 2025-26-27 performance period:

Named Executive Officer	Target LTIP Award Values (\$)	Target LTIP Award Shares <sup>(1)</sup>
<b>Jennifer A. Parmentier<sup>(2)</sup></b>	6,250,000	9,360
<b>Todd M. Leombruno</b>	1,700,000	2,540
<b>Andrew D. Ross</b>	1,950,000	2,920
<b>Joseph R. Leonti</b>	925,000	1,380
<b>Patrick M. Scott</b>	1,050,000	1,570

(1) Target LTIP Award share amounts were determined by dividing the Target LTIP Award Values by \$668.09, which was the daily average stock price during the month immediately preceding the award grant (i.e., December 2024), and rounding to the nearest whole number ending in zero.

(2) The Target LTIP Award value for Ms. Parmentier was increased from the fiscal year 2024 value to more closely align with the median of our Peer Group companies following a comparative market review by Mercer.

The target LTIP Award shares shown in this table are also included in the "Estimated Future Payouts Under Equity Incentive Plan Awards—Target" column of the Grants of Plan-Based Awards for Fiscal Year 2025 table. The "Stock Awards" column of the Summary Compensation Table for Fiscal Year 2025 includes the aggregate grant date fair value of these awards in fiscal year 2025.

Under the Officer LTIP Plan, the actual payouts for these LTIP Awards will be calculated following the three-year performance period ending December 31, 2027, as follows:

- The Committee will first determine if, during the performance period, we achieved an average return on average equity of 4% or an average free cash flow margin of 4%.
- If at least one of these threshold performance measures above is not achieved, participants will not receive a payout.
- If at least one of these threshold performance measures above is achieved, participants will become eligible to receive the maximum payout of 200% of the applicable target LTIP Award shares. The Committee will then, if appropriate, apply its discretion to reduce the final payouts based on any performance measures that the Committee determines to be appropriate. The Committee determined that this calculation methodology would provide the Committee with more flexibility to ensure payout levels are as accurately reflective of the Company's performance against the Peer Group (set forth above on page 40) as possible and are otherwise in the best interests of our business and our shareholders.

To provide the Committee with guidelines for exercising its discretion, the Officer LTIP Plan provides that the Committee may, among other things, following the calendar years 2025-26-27 performance period compare our revenue growth, growth in fully diluted earnings per share from continuing operations and average return on invested capital from continuing operations against the corresponding results of the Peer Group companies during their three most recent fiscal years. The Committee has identified long-term revenue growth, earnings per share growth and return on invested capital as performance measures critical to the financial performance and profitable growth goals of The Win Strategy because, among other things, they encourage our executive officers to provide on-time delivery of quality products, value-added services and systems, strategic supply chain, lean enterprise, value pricing, market-driven innovation and strong distribution.

For calendar year 2025-26-27 LTIP Awards, the Committee determined to keep the same weighting as the prior year for revenue growth, growth in the fully diluted earnings per share from continuing operations, and average return on invested capital from continuing operations at 40%, 40% and 20%, respectively.

The following table illustrates how final LTIP Awards will pay out using the weightings as specified above for the applicable performance period:

Peer Group Percentile Rank:	Less than 25th	25th	50th	75th or higher
<b>Payout%</b>	0%	50%	100%	200%

At the end of calendar year 2027, if we achieve an average return on average equity or an average free cash flow margin of 4% or greater for the performance period, the Committee may exercise discretion in determining the appropriate payout by determining our percentile rank as compared to the Peer Group companies for each of the three performance measures. Using the table above, the Committee will calculate the portion of the target LTIP Award value earned with respect to each performance measure. The Committee will multiply each portion by its applicable weight and add up the total to determine the total LTIP Award payout for the calendar years 2025-26-27 performance period. This table illustrates that recipients of LTIP Awards granted during calendar year 2025 will receive the maximum payout of 200% of the applicable target LTIP Award shares if we rank at or above the 75th percentile among the Peer Group companies in the aggregate based on all three performance measures, and will receive no payout if we rank below the 25th percentile in the aggregate based on all three performance measures. The payout percentage that is applied is interpolated on a linear basis between the points in the above table.

LTIP Award payouts for the calendar years 2025-26-27 performance period may only be paid after the end of the applicable three-year performance period in unrestricted shares of our common stock.

The Committee designed these LTIP Awards to reward executive officers directly in relation to our long-term performance against the Peer Group companies. The Committee determined that requiring performance in excess of the 50th percentile for a payout in excess of 100% would encourage executive officers to achieve performance above median Peer Group performance. The Committee also determined that requiring performance at the 75th percentile for a maximum payout, and awarding no payout for performance below the 25th percentile, would further encourage executive officers to achieve top-quartile performance within the Peer Group companies.

In addition, each of the Named Executive Officers received a payout during fiscal year 2025 under LTIP Awards granted during the third quarter of fiscal year 2022 for the three-year performance period ending December 31, 2024. We exceeded our threshold performance measures of 4% average return on average equity and 4% average free cash flow margin with an average return on average equity for the three-year performance period of 26.4% and average free cash flow margin for the three-year performance period of 14.6%, which caused each participant to be eligible for a payout of 200% of the applicable LTIP Award. The Committee decided to exercise discretion to determine the appropriate payout and determined that we achieved the following percentile rankings among the peer group companies disclosed in the Company's 2022 proxy statement with respect to the LTIP Award performance measures for the calendar years 2022-23-24 performance period:



Performance Measure	Result	Percentile Rank	Weighted Payout Percentage
Revenue Growth (40%)	30.18%	77.77	80.00%
Earnings Per Share Growth (40%)	64.08%	61.11	57.78%
Average Return on Invested Capital (20%)	17.68%	55.55	24.44%

The percentile rank performance levels used to calculate the payout for the calendar years 2022-23-24 LTIP Awards were the same as set forth above for the calendar years 2025-26-27 LTIP Awards, except that the threshold performance level was the 35th percentile. As a result, the Named Executive Officers received the following LTIP Award payouts during fiscal year 2025, which are included in the "Stock Awards—Number of Shares Acquired on Vesting" column of the Option Exercises and Stock Vested for Fiscal Year 2025 table: Ms. Parmentier—24,747; Mr. Leombruno—7,645; Mr. Ross—7,910; Mr. Leonti—4,094; and Mr. Scott—2,242. Each payment represents a total payout of 162.22% of the target LTIP Award shares for the three-year performance period ended December 31, 2024.

## Stock Incentives

Each of the Named Executive Officers received Stock Incentives under our 2023 Equity Plan during the first quarter of fiscal year 2025. The Committee grants Stock Incentives to executive officers to encourage and reward efforts and accomplishments that advance the goals of The Win Strategy and make other contributions to maximize long-term shareholder value.

The number of Stock Incentives granted by the Committee is determined by utilizing the Black-Scholes valuation model to convert a target dollar value into the number of Stock Incentives to be granted. The Committee uses Mercer's annual review to help ensure the target dollar values are reasonable in relation to the median of similar compensation offered within the companies included in Mercer's annual review. The following table shows the target value and the number of Stock Incentives granted to each of the Named Executive Officers in the first quarter of fiscal year 2025:

Named Executive Officer	Target Values (\$)	Stock Incentive Grants (# of Underlying Shares) <sup>(1)</sup>
<b>Jennifer A. Parmentier<sup>(2)</sup></b>	6,250,000	32,930
<b>Todd M. Leombruno</b>	1,700,000	8,960
<b>Andrew D. Ross</b>	1,950,000	10,270
<b>Joseph R. Leonti</b>	925,000	4,870
<b>Patrick M. Scott</b>	1,050,000	5,530

(1) Target Stock Incentive grant share amounts were determined by using the Black-Scholes valuation model and rounding to the nearest ten shares.

(2) The Target Stock Incentive value for Ms. Parmentier was increased from the fiscal year 2024 value to more closely align with the median of our Peer Group companies following a comparative market review by Mercer.

The fiscal year 2025 Stock Incentive grants shown above are also included in the "All Other Option Awards: Number of Securities Underlying Options" column of the Grants of Plan-Based Awards for Fiscal Year 2025 table and the "Option Awards—Number of Securities Underlying Unexercised Options—Unexercisable" column of the Outstanding Equity Awards at June 30, 2025 table. The "Option Awards" column of the Summary Compensation Table for Fiscal Year 2025 includes the aggregate grant date fair value of these awards in fiscal year 2025.

As required by the terms of our 2023 Equity Plan, these fiscal year 2025 Stock Incentives have an exercise price equal to the closing price of our common stock on the date of grant. The plan does not permit the re-pricing of Stock Incentives. The Committee analyzed the terms of our 2023 Equity Plan and considered Mercer's annual review to establish all other terms of these Stock Incentives. These fiscal year 2025 Stock Incentives have a ten-year term and vest in one-third increments over three years following the grant date. When vested, each Stock Incentive will entitle the holder to receive the increase in value of one common share from the grant date to the date of exercise.

Upon exercise of fiscal year 2025 Stock Incentives, common shares will be issued directly to the holder. The appreciation in these Stock Incentives will be calculated by subtracting the grant price from the fair market value of the common shares at exercise, and multiplying the result by the number of Stock Incentives exercised. The number of common shares to be issued is determined by dividing that appreciation by the market price of the common shares at exercise.

## Employee Benefits

The Named Executive Officers are eligible to participate in various employee benefit plans and programs. These plans and programs reward experience, expertise, level of responsibility, continuity of leadership and advancement. We use these plans to ensure that our executive compensation program remains sufficiently competitive to attract, retain and motivate the executive officers and other team members necessary to advance the goals of The Win Strategy.

### Qualified Benefit Plans

During fiscal year 2025, the Named Executive Officers participated in the following tax-qualified benefit plans and programs:

- The Parker Defined Benefit Pension Plan (formerly the Parker-Hannifin Consolidated Pension Plan), which we refer to as the Pension Plan, except for Ms. Parmentier and Messrs. Scott and Leonti, who are not eligible to participate in the Pension Plan; and
- The Parker Retirement Savings Plan, which we refer to as the Retirement Savings Plan.

#### PENSION PLAN

The Pension Plan is a qualified defined benefit pension plan in which most full-time non-union U.S. salaried employees hired prior to April 1, 2004 participate. The Pension Plan offers normal retirement, early retirement and death benefits. The monthly normal retirement benefit is the greater of a minimum benefit and an amount based on final average pay. The minimum benefit and final average pay amounts are calculated as follows:

<b>Minimum Benefit:</b>	\$21.00 multiplied by years of service, up to a maximum of 40 years.
<b>Final Average Pay Amount:</b>	<ul style="list-style-type: none"> <li>• 0.75% of the highest five consecutive year average of monthly base salary and eligible annual cash incentive bonuses up to the social security wage base, multiplied by years of service up to a maximum of 35 years; plus</li> <li>• 1.36% of the highest five consecutive year average of monthly base salary and eligible annual cash incentive bonuses in excess of the social security wage base, multiplied by years of service up to a maximum of 35 years; plus</li> <li>• 0.50% of the highest five consecutive year average of monthly base salary and annual cash incentive bonuses multiplied by years of service in excess of 35 up to a maximum of five years.</li> </ul>

The amount of the benefit is reduced by 6% per year for each year prior to age 65 if retirement occurs and payments commence before age 65 and after age 55. We elected to freeze new participation in the Pension Plan in 2004. All participants as of April 1, 2004 were given the option to either remain in the Pension Plan or terminate in favor of maintaining a retirement income account under the Retirement Savings Plan. Employees hired after April 1, 2004, including Ms. Parmentier and Messrs. Scott and Leonti, are not eligible to participate in the Pension Plan and instead maintain a retirement income account under the Retirement Savings Plan. Each of the Named Executive Officers who are in the Pension Plan elected to remain in and continue to accrue benefits under the Pension Plan.

#### RETIREMENT SAVINGS PLAN

The Retirement Savings Plan is a qualified defined contribution pension plan under Section 401(k) of the Internal Revenue Code. Most full-time U.S. team members are eligible to participate in the Retirement Savings Plan. Participants may make pre-tax, Roth and post-tax contributions to the Retirement Savings Plan up to the applicable statutory limit. Effective January 1, 2022, we provide each participant with a matching contribution of 100% on the first 5% of pay contributed. As described above, certain participants also maintain a retirement income account within the Retirement Savings Plan. We generally provide to each holder of a retirement income account an annual contribution equal to 3% of the participant's annual compensation up to the Internal Revenue Service statutory limit (currently \$350,000 per year), except the contribution may be up to 6% for certain participants who have received grandfathered treatment, including Ms. Parmentier and Mr. Leonti, who receive contributions of 4%. Participants accrue earnings on contributions based on the performance of various investment funds available within the Retirement Savings Plan. The contributions made by us under the Retirement Savings Plan for the Named Executive Officers during fiscal year 2025 are included in the "All Other Compensation" column of the Summary Compensation Table for Fiscal Year 2025 on page 58.

Non-Qualified Benefit Plans

During fiscal year 2025, the Named Executive Officers participated in the following non-qualified benefit plans and programs:

- The Parker-Hannifin Corporation Deferred Compensation Plan, which we refer to as the Deferred Compensation Plan;
- The Parker-Hannifin Corporation Savings Restoration Plan, which we refer to as the Savings Restoration Plan;
- The Parker-Hannifin Corporation Executive Deferral Plan, which we refer to as the Executive Deferral Plan, except for Ms. Parmentier and Messrs. Ross and Scott;
- The Parker-Hannifin Corporation Pension Restoration Plan, which we refer to as the Pension Restoration Plan, except for Ms. Parmentier and Messrs. Leonti and Scott, who are not eligible to participate in the Pension Restoration Plan as they do not participate in the Pension Plan;
- The Parker-Hannifin Corporation Supplemental Executive Retirement Benefits Program, which we refer to as the Supplemental Retirement Program, except for Ms. Parmentier and Messrs. Leombruno, Leonti and Scott, who are not eligible to participate in the Supplemental Retirement Program; and
- The Parker-Hannifin Corporation Defined Contribution Supplemental Executive Retirement Program, which we refer to as the Defined Contribution Supplemental Executive Retirement Program, except for Mr. Ross, who is not eligible to participate in the Defined Contribution Supplemental Executive Retirement Program.

DEFERRED COMPENSATION PLAN

Effective January 1, 2023, the Deferred Compensation Plan is available to eligible team members or those eligible due to their prior Savings Restoration Plan participation. The Deferred Compensation Plan was established to restore deferral opportunities and matching contributions lost because of statutory limits in the Retirement Savings Plan. Specifically, the Deferred Compensation Plan allows eligible participants to defer a portion of their pre-tax compensation, including ACIP awards, and receive matching contributions from us that would have been available under the Retirement Savings Plan if the Internal Revenue Service statutory limit did not exist. LTIP Award payouts are not eligible for deferral under the Deferred Compensation Plan. Each participant may annually defer to his or her Deferred Compensation Plan account any portion of the compensation that he or she cannot defer under the Retirement Savings Plan due to the statutory limit. Participants are able to defer up to 50% of base compensation and up to 80% of incentive compensation. We provide each participant with a matching contribution of 100% on the first 5% of pay contributed. These matching contributions are reduced by the maximum matching contribution available to the participant under the Retirement Savings Plan. In addition, all participants who maintain a retirement income account within the Retirement Savings Plan also maintain a separate retirement income account within the Deferred Compensation Plan. We generally provide to each holder of a retirement income account an annual contribution equal to 3% of the participant's annual compensation in excess of the Internal Revenue Service statutory limit, except the contribution may be up to 6% for certain participants who have received grandparented treatment, including Ms. Parmentier and Mr. Leonti, who receive contributions of 4%. All deferrals and contributions are made under the Deferred Compensation Plan by accounting entry rather than any physical exchange of cash or common stock. Participants also accrue earnings, on an accounting-entry basis, on deferrals based on the performance of various investment fund choices and on contributions based on the performance of our common stock. Participants are our unsecured creditors for their respective account balances. Account balances in the Deferred Compensation Plan are paid as indicated in the table below and all contributions, earnings, withdrawals, distributions, and aggregate balances for the Named Executive Officers participating in the Deferred Compensation Plan are included in the Nonqualified Deferred Compensation for Fiscal Year 2025 table.

SAVINGS RESTORATION PLAN

Through December 31, 2022, we provided a Savings Restoration Plan to eligible team members. Effective January 1, 2023, this plan was closed to new deferrals and replaced by the Deferred Compensation Plan. Each of our Named Executive Officers retains a balance in the Savings Restoration Plan, and such balances are included in the Nonqualified Deferred Compensation for Fiscal Year 2025 table. Participants accrue earnings, on an accounting entry basis, on deferrals based on the performance of various investment fund choices and on contributions based on the performance of our common stock. Participants are our unsecured creditors for their respective account balances.

**EXECUTIVE DEFERRAL PLAN**

Through December 31, 2022, we provided an Executive Deferral Plan to eligible team members. Effective January 1, 2023, this plan was closed to new deferrals and replaced by our Deferred Compensation Plan. Each of Messrs. Leombruno and Leonti retains a balance in the Executive Deferral Plan. Participants accrue earnings, on an accounting entry basis, on deferrals based on the performance of various investment fund choices and on contributions based on the performance of our common stock. All contributions, earnings, withdrawals, distributions and aggregate balances for the Named Executive Officers participating in the Executive Deferral Plan during fiscal year 2025 are included in the Nonqualified Deferred Compensation for Fiscal Year 2025 table. Participants are our unsecured creditors for their respective account balances.

Deferred Compensation Plan, Savings Restoration Plan, and Executive Deferral Plan account balances are paid out upon any of the following events as follows:

<b>Retirement:</b>	Balances are distributed to the participant in either a lump sum or in periodic installments, based on a prior election by the participant. The participant can delay the commencement of payments up to five years following retirement. Balances continue to accumulate earnings under the various investment funds at all times during the payout period.
<b>Termination Before Retirement:</b>	Balances accruing on or prior to December 31, 2004 are, at our election, distributed to the participant in either a lump sum upon termination or in periodic installments. Account balances accruing on or after January 1, 2005 are distributed to the participant in a lump sum upon termination.
<b>Disability:</b>	If we determine that a participant is totally disabled, the participant's account balance will be paid in a lump sum.
<b>Withdrawals During Employment:</b>	Balances can be withdrawn without penalty during employment only if we determine that the participant suffered severe financial hardship. Balances accruing on or prior to December 31, 2004 can also be withdrawn voluntarily during employment, subject to a 10% forfeiture penalty.
<b>Death:</b>	Balances are distributed to the participant's beneficiary in a lump sum or, with respect to the Savings Restoration Plan and the Executive Deferral Plan, if elected by the participant, in installments.
<b>Change in Control:</b>	Under the Savings Restoration Plan, balances accruing on or prior to December 31, 2004 are distributed to the participant in a lump sum without penalty if the participant expressly elected a lump sum. If the participant did not expressly elect a lump sum, distributions are treated as unscheduled withdrawals and are subject to a forfeiture penalty of 5% if they are withdrawn within 30 days or 10% if they are withdrawn beyond the 30-day period. Balances accruing on or after January 1, 2005 are distributed to the participant in a lump sum. Under the Executive Deferral Plan and Deferred Compensation Plan, balances are distributed to the participant in a lump sum.

**THE PENSION RESTORATION PLAN**

The Pension Restoration Plan is available to all individuals who participate in the Pension Plan and who are otherwise eligible to participate in the Pension Restoration Plan. The Pension Restoration Plan was established to restore benefits lost because of statutory limits on the Pension Plan. Specifically, the benefits available under the Pension Restoration Plan equal the amount that would be payable to the participant under the Pension Plan in excess of the Internal Revenue Service statutory limit if that limit did not exist and the participant had not elected to defer any compensation under the Deferred Compensation Plan.

**SUPPLEMENTAL RETIREMENT PROGRAM**

The Supplemental Retirement Program was established to provide executive officers with retirement benefits supplemental to the benefits under the Pension Plan. The benefit provided under the Supplemental Retirement Program is intended, at age 65, to provide to participants with at least 15 years of service 55% of the average of the three highest years of base salary plus annual cash incentive compensation. LTIP Awards and Stock Incentives are not considered in calculating the benefits available under the Supplemental Retirement Program. The benefit is subject to reduction for early retirement, less than 15 years of service, benefits under the Pension Plan, the Pension Restoration Plan and any of our non-U.S. pension plans, 50% of primary social security benefits and 100% of any similar non-U.S. state-provided retirement benefits, and contributions to the participant's retirement income accounts under the Retirement Savings Plan and the Savings Restoration Plan. Participants vest at age 60, or at age 55 with the consent of the Committee, and with five years of participation in the Supplemental Retirement Program, or a lesser period established by the Committee at the time they become participants. To receive a benefit under the Supplemental Retirement Program, however, a vested participant must have at least five years of service. In January 2015, the Committee closed the Supplemental Retirement Program to new participants as of July 1, 2014.

**DEFINED CONTRIBUTION SUPPLEMENTAL RETIREMENT PROGRAM**

The Defined Contribution Supplemental Retirement Program was established to provide executive officers and certain other key management team members with retirement benefits supplemental to the benefits under the Retirement Savings Plan and the Savings Restoration Plan. The Defined Contribution Supplemental Retirement Program was established to replace the Supplemental Retirement Program for executive officers who are designated as participants on or after July 1, 2014. Depending on a participant's salary grade on December 31 of each year, we provide an annual non-discretionary employer contribution of 8%, 10% or 12% of a participant's base salary and ACIP awards that were paid during the calendar year. The Committee may determine to make an additional annual discretionary contribution to a designated participant's account. Participants vest at age 60, or at age 55 with the consent of the Committee, and with five years of participation in the Defined Contribution Supplemental Retirement Program, or a lesser period established by the Committee at the time they become participants. To receive a benefit under the Defined Contribution Supplemental Retirement Program, however, a vested participant must have at least five years of service. Ms. Parmentier and Messrs. Leombruno, Leonti and Scott are the only Named Executive Officers who participate in the Defined Contribution Supplemental Retirement Program.

Our contributions made under the Defined Contribution Supplemental Retirement Program during fiscal year 2025 are included in the "All Other Compensation" column of the Summary Compensation Table for Fiscal Year 2025. All contributions, earnings, withdrawals, distributions and aggregate balances for the Named Executive Officers participating in the Defined Contribution Supplemental Retirement Program during fiscal year 2025 are included in the Nonqualified Deferred Compensation for Fiscal Year 2025 table.

**Health and Welfare Benefits**

The Named Executive Officers participated in various health and welfare programs generally available to all team members during fiscal year 2025. The Named Executive Officers also participated in our Officer Life Insurance Plan and our Executive Long-Term Disability Plan.

**OFFICER LIFE INSURANCE PLAN**

Under the Officer Life Insurance Plan, we pay all required premiums for life insurance until retirement up to age 65. The premiums are designed to maintain death benefits equal to:

- five times base salary during employment and two times final base salary after retirement at age 65 for our Chief Executive Officer;
- four times base salary during employment and two times final base salary after retirement at age 65 for our Chief Financial Officer and our President and Chief Operating Officer; and
- three times base salary during employment and two times final base salary after retirement at age 65 for all other Named Executive Officers and other participants.

If the participant retires between ages 55 and 65, the post-retirement death benefit is reduced by 10% of base salary for each year prior to age 65 that the participant retires. The amount of the death benefit is adjusted each year on January 1st based on the participant's base salary as of the preceding December 1st. The policies underlying the plan are cash value life insurance policies owned by the participants. The premiums we paid on behalf of the Named Executive Officers during fiscal year 2025 are included in the "All Other Compensation" column of the Summary Compensation Table for Fiscal Year 2025.

**EXECUTIVE LONG-TERM DISABILITY AND INDIVIDUAL DISABILITY INSURANCE PLANS**

The Executive Long-Term Disability Plan and Individual Disability Insurance Plans are intended to replace a reasonable amount of an executive officer's income upon disability. The plans provide a total benefit in the event of a qualifying disability of two-thirds of base salary plus Officer ACIP awards paid during the calendar year ending December 31 of the year prior to the disability, up to a maximum monthly benefit, in the case of Mr. Ross, of \$33,000, or in the case of Ms. Parmentier and Messrs. Leombruno, Leonti, and Scott, of \$35,000. Our executive officers are not eligible to receive the long-term disability benefit generally available to other team members.

## Other Compensation Policies and Practices

### Change in Control Agreements

We are not a party to any written employment agreements with our executive officers. We have, however, entered into separate Change in Control Severance Agreements with our executive officers, which we refer to as the Change in Control Agreements. We are not obligated to pay severance to executive officers under any agreement other than the Change in Control Agreements. The executive officers are, however, eligible to receive severance upon termination for reasons other than a change in control in accordance with our general severance policy for salaried employees. The Change in Control Agreements are designed to attract, retain and motivate executive officers, provide for stability and continuity of management in the event of any actual or threatened change in control, encourage executive officers to remain in service after a change in control and ensure that executive officers are able to devote their entire attention to maximizing shareholder value and safeguarding team member interests in the event of a change in control. The Committee determined that the amounts payable under the Change in Control Agreements are reasonable and necessary to achieve those objectives. The Potential Payments upon Termination or Change of Control at June 30, 2025 tables and the related narrative descriptions provide additional information on the Change in Control Agreements, including a brief discussion of the material provisions of the Change in Control Agreements under the captions “Payments upon a Change in Control” and “Payments upon a Qualifying Termination in Connection with a Change in Control.”

### Indemnification Agreements

We enter into separate Indemnification Agreements with each of our executive officers. Each agreement remains in effect during and after employment with respect to any action taken while the individual serves as an executive officer. The agreements are designed to attract, retain and motivate executive officers by encouraging reasonable and measured risk-taking in the interests of our business and our shareholders, and protecting against liabilities incurred in the performance of their duties to the maximum extent permitted by Ohio law.

The agreements provide for indemnification for all expenses, including attorney fees, judgments, fines, and settlement amounts, that the executive officer incurs by reason of his or her service:

- in a civil action or proceeding by another party (unless it is proven that the officer’s act or failure to act was taken with deliberate intent to cause injury to our business or in reckless disregard for the best interest of our business); or
- in a criminal action or proceeding (unless the officer had reasonable cause to believe his or her conduct was unlawful).

### Clawback Provisions

Our Board of Directors adopted a Section 16 officer clawback policy effective as of December 1, 2023, which complies with the required standards of the New York Stock Exchange and the SEC (the “NYSE Clawback Policy”). The NYSE Clawback Policy provides for the prompt recovery (or clawback) of certain excess incentive-based compensation received during an applicable three-year recovery period by current or former Section 16 officers in the event we are required to prepare an accounting restatement due to material noncompliance with any financial reporting requirement under the securities laws. Triggering events include accounting restatements to correct an error in previously issued financial statements that is material to such previously issued financial statements, or that would result in a material misstatement if the error were corrected in the current period or left uncorrected in the current period. Excess incentive-based compensation for these purposes generally means the amount of incentive-based compensation received on or after October 2, 2023 by such covered officer that exceeds the amount of incentive-based compensation that would have been received by such covered officer had it been determined based on the restated amounts, without regard to any taxes paid. Incentive-based compensation potentially subject to recovery under the NYSE Clawback Policy is in general limited to any compensation granted, earned or vested based wholly or in part on the attainment of one or more financial reporting measures.

In general, we may utilize a broad range of recoupment methods under the NYSE Clawback Policy. The NYSE Clawback Policy does not condition clawback on the fault of the covered officer, and clawback thereunder is generally mandatory, except in limited circumstances where the Committee has made a determination that recovery would be impracticable and (1) we have already attempted to recover such amounts but the direct expenses paid to a third party in an effort to enforce the NYSE Clawback Policy would exceed the amount to be recovered, (2) the recovery of amounts would violate applicable home country law, or (3) the recovery would cause the non-compliance of a tax-qualified retirement plan under the Internal Revenue Code and applicable regulations. Operation of the NYSE Clawback Policy is subject to a brief phase-in process during the first few years after its effectiveness. We may not indemnify any such covered officer against the loss of such recovered compensation.

In addition, we previously adopted a clawback policy (the “Prior Policy”), which allows us to recover or withhold annual incentives or other performance-based compensation granted or paid to an officer on or after July 1, 2009 if:

- payment, grant or vesting was based on the achievement of financial results that were subsequently the subject of a restatement of any of our financial statements filed with the SEC;
- our Board of Directors determines that the fraud or misconduct of the executive officer caused or contributed to the need for the restatement;
- the amount that would have been received by the executive officer would have been less if the financial results had been properly reported; and
- our Board of Directors determines in its sole discretion that it is in our best interests and in the best interests of our shareholders to require the executive officer to repay or forfeit all or any portion of the amount paid or payable.

The NYSE Clawback Policy supersedes the Prior Policy with respect to compensation received on or after October 2, 2023. The Prior Policy continues to apply to compensation received prior to October 2, 2023.

In addition, the 2023 Equity Plan includes a restatement-related clawback provision that reaches 2023 Equity Plan participants below the officer level. Under the 2023 Equity Plan, if we are required to prepare an accounting restatement due to the material noncompliance of the Company, as a result of misconduct, with any financial reporting requirement under the securities laws, any participant who knowingly or through gross negligence engaged in the misconduct, or who knowingly or through gross negligence failed to prevent the misconduct, will reimburse the Company the amount of any payment in settlement of a 2023 Equity Plan award earned or accrued during the 12-month period following the first public issuance or filing with the SEC (whichever first occurred) of the financial document embodying such financial reporting requirement.

We supplement the NYSE Clawback Policy and the Prior Policy with provisions in the 2023 Equity Plan that allow for forfeiture and recoupment of certain awards granted pursuant to the 2023 Equity Plan in the event of a participant’s misconduct. Under the 2023 Equity Plan, the Committee may cancel any unexpired, unpaid or deferred 2023 Equity Plan awards at any time if the participant is not in compliance with the 2023 Equity Plan or with the terms of an award agreement or if the participant engages in detrimental activity (as defined in the 2023 Equity Plan). In addition, any award agreement under the 2023 Equity Plan may provide that if a participant engages in any detrimental activity, the participant will: (1) return to the Company, in exchange for payment by the Company of any amount actually paid by the participant, all shares that the participant has not disposed of that were issued pursuant to the 2023 Equity Plan within a specified period prior to the date of the commencement of such detrimental activity; and (2) with respect to any shares so acquired that the participant has disposed of, pay to the Company the difference between the amount actually paid for such shares by the participant and the fair market value of a share on the date of the acquisition.

## Executive Perquisites

During fiscal year 2025, we made various executive perquisites available to each of the Named Executive Officers. These perquisites are offered to promote the business objectives for each perquisite as described below and to ensure that our executive compensation program remains competitive to attract, retain and motivate the individuals necessary to advance the goals of The Win Strategy. The costs of these perquisites for the Named Executive Officers reportable for fiscal year 2025 are included in the “All Other Compensation” column of the Summary Compensation Table for Fiscal Year 2025.

**Private Clubs.** We pay or reimburse initiation fees for one private club for each executive officer. We offer this perquisite to encourage executive officers to entertain business colleagues and customers, engage in social interaction with peers from other companies, local leadership and the community, and hold business meetings at off-site locations.

**Spousal Travel.** In limited circumstances and only with appropriate advance approval, we reimburse our executive officers for transportation, lodging, meals, entertainment and other travel expenses for their spouses or other family members who accompany them on out-of-town business. We offer these perquisites to encourage executive officers to spend an appropriate amount of time with their team members in locations away from corporate headquarters, to allow executive officers and their spouses to develop a more personal relationship with the executive officers’ team members and their families, and to encourage spouses to attend retirement parties, funerals, business dinners and other corporate functions at locations away from their homes.

**Executive Physicals.** We pay for annual physicals and any necessary travel vaccinations for each of our executive officers and certain other key team members. We offer this benefit as part of our overall preventive medicine program to promptly identify and address medical issues and to preserve our investment in our executive officers by encouraging them to maintain healthy lifestyles and be proactive in addressing actual or potential health issues.

**Leased Vehicles.** We lease an automobile for each of our executive officers and for certain other key team members. We offer this perquisite to provide executive officers with use of a Company car for business travel needs, recognizing that the vehicles can also be used for personal purposes. We pay or reimburse each executive officer for lease payments on one automobile, typically for a three-year term. Each executive officer has a maximum allowance of \$1,570 per month. We also reimburse each executive officer for the cost of tires and maintenance and provide insurance on each vehicle during the lease term. We require each executive officer to take title to his or her vehicle at the end of the lease term because we amortize the entire cost of the vehicle over the lease term. We pay or reimburse each executive officer for sales taxes on his or her vehicle at the time of title transfer, but the executive officer is responsible for the payment of all income taxes assessed on payments and reimbursements made during the lease term and at the time of title transfer, including those assessed on the fair market value of the vehicle at the time of title transfer.

**Matching Gifts Program.** We match any donation of \$25 or more to qualified charitable organizations and educational institutions made by an active, full-time employee or member of our Board of Directors. Our matching contributions are capped at \$10,000 per fiscal year per individual with an additional \$5,000 cap for donations to charitable organizations and educational institutions that an individual supports through voluntary board service.

**Company Apartments.** We maintain apartments in Cleveland, Ohio, and Newport Beach, California to provide accommodations to team members working off-site at or relocating to our primary facilities. The apartments are also available to the executive officers for personal use with appropriate advance approval if the apartments are not otherwise being used for business purposes.

**Entertainment Venues.** We maintain loges, boxes and tickets at various entertainment venues to provide civic support to arts, entertainment and other cultural activities at certain significant business locations and to provide a favorable setting for our team members to entertain customers and other business associates. The loges, boxes and tickets are, however, available to executive officers for personal use if they are not otherwise being used for business purposes. We pay all costs of admission, but all costs of food are paid by the executive officer using the venue only for personal use.

**Corporate Aircraft.** Our Chief Executive Officer, President and Chief Operating Officer, and Chief Financial Officer are offered limited non-business use of our corporate aircraft for purposes of their safety, security, confidentiality and productivity while traveling. Such use is limited to U.S. domestic travel only and 50 hours of flight time per fiscal year for our Chief Executive Officer and 30 hours of flight time per fiscal year for each of our President and Chief Operating Officer and Chief Financial Officer. Otherwise, non-business use of our corporate aircraft by our executive officers is only available if (a) the flight was previously authorized for business purposes, there are available seats that are not being used for those business purposes and the officer's use does not involve a deviation or extension of the planned business-travel itinerary, or (b) there is a medical emergency or other special circumstance and the flight is pre-approved by our Chief Executive Officer, President and Chief Operating Officer or Chief Financial Officer.

## Accounting and Tax Considerations

Our executive compensation program is structured to achieve flexibility, maximize benefits and minimize detriments to our business and our executive officers from a tax and accounting perspective. As a result, we continuously review and evaluate the impact of changes in tax laws and accounting practices and interpretations and similar factors affecting our executive compensation program.

## Compensation Committee Report

The Human Resources and Compensation Committee (as of the date our Form 10-K for fiscal year 2025 was filed with the SEC whose members at such time are identified below) reviewed and discussed the Compensation Discussion and Analysis required by Item 402(b) of Regulation S-K with the Company's management and, based on such review and discussions, the Human Resources and Compensation Committee recommended to the Board of Directors that the Compensation Discussion and Analysis be included in this Proxy Statement and incorporated by reference into our Annual Report on Form 10-K for the fiscal year ended June 30, 2025.

### Human Resources and Compensation Committee:

Joseph Scaminace, Chair	Kevin A. Lobo
Lance M. Fritz	James R. Verrier
James L. Wainscott	



## Compensation Tables

### Summary Compensation Table for Fiscal Year 2025

The following table sets forth compensation information for our Named Executive Officers.

Name and Principal Position	Year	Salary (\$) <sup>(1)</sup>	Stock Awards (\$) <sup>(2)</sup>	Option Awards (\$) <sup>(3)</sup>	Non-Equity Incentive Plan Compensation (\$) <sup>(4)</sup>	Change in Pension Value and Nonqualified Deferred Compensation Earnings (\$) <sup>(5)</sup>	All Other Compensation (\$) <sup>(6)(7)</sup>	Total (\$)
<b>Jennifer A. Parmentier</b> Chairman of the Board and Chief Executive Officer	2025	1,462,500	6,313,226	6,941,315	3,356,416	—	1,244,248	19,317,705
	2024	1,383,333	5,959,762	6,460,290	3,961,507	—	970,295	18,735,187
	2023	1,086,667	10,062,781	1,717,543	3,043,673	—	493,682	16,404,346
<b>Todd M. Leombruno</b> Executive Vice President and Chief Financial Officer	2025	937,500	1,713,205	1,888,678	1,303,969	1,476,081	551,438	7,870,871
	2024	891,667	1,761,895	1,909,274	1,547,577	1,164,044	465,139	7,739,596
	2023	838,333	1,488,960	1,457,822	1,620,414	762,629	362,927	6,531,085
<b>Andrew D. Ross</b> President and Chief Operating Officer	2025	991,667	1,969,511	2,164,813	1,586,206	2,881,870	286,850	9,880,917
	2024	920,000	2,022,228	2,191,343	1,836,265	1,941,924	226,061	9,137,821
	2023	782,117	2,897,563	910,517	1,531,435	134,074	102,280	6,357,986
<b>Joseph R. Leonti</b> <sup>(8)(9)</sup> Executive Vice President, General Counsel and Secretary	2025	843,333	930,796	1,026,547	938,394	—	470,413	4,209,483
	2024	801,667	957,653	1,038,803	1,113,098	—	407,055	4,318,276
	2023	749,167	797,214	781,154	1,158,452	—	312,049	3,798,036
<b>Patrick M. Scott</b> <sup>(9)</sup> Vice President and President - Fluid Connectors Group	2025	714,167	1,058,949	1,165,669	844,334	—	375,149	4,158,268

(1) For fiscal year 2025, reflects increases in base salary effective September 1, 2024 for all Named Executive Officers.

(2) For fiscal year 2025 these amounts consist of the aggregate grant date fair value computed in accordance with FASB ASC Topic 718 of LTIP Awards granted during fiscal year 2025 to each of the Named Executive Officers. The amounts do not reflect whether a Named Executive Officer has actually realized a financial benefit from the awards. The amounts were calculated by multiplying the closing price on the date of grant by the number of LTIP Awards granted, assuming a payout of 100%. As described beginning on page 48, however, LTIP Award payouts will be calculated following the applicable three-year performance period and could range from a minimum of 0% to a maximum of 200%. The grant date fair value of the LTIP Awards granted during fiscal year 2025 at the maximum payout of 200% are: Ms. Parmentier—\$12,626,453; Mr. Leombruno—\$3,426,409; Mr. Ross—\$3,939,022; Mr. Leonti—\$1,861,592; and Mr. Scott—\$2,117,899.

(3) Amounts reflect the aggregate grant date fair value for Stock Incentives granted in fiscal year 2025 computed in accordance with FASB ASC Topic 718. The amounts do not reflect whether a Named Executive Officer has actually realized a financial benefit from the award. The amounts were calculated using the Black-Scholes option pricing model. The assumptions used in valuing these awards are described in Note 15, "Stock Incentive Plans," to our consolidated financial statements included in our Annual Report on Form 10-K for the fiscal year ended June 30, 2025.

During fiscal year 2025, no Stock Incentive awards were forfeited by any of the Named Executive Officers.

(4) Amounts consist of the Officer ACIP awards earned for fiscal year 2025, which were paid in one or more installments with the final payments in August 2025.

(5) Amounts consist of the positive change (if any) in annual actuarial present value of pension benefits for our Named Executive Officers. Ms. Parmentier and Messrs. Leonti and Scott do not have a benefit under our defined benefit pension plans. None of the Named Executive Officers received above-market or preferential earnings on deferred compensation.

(6) The following table describes each component of the All Other Compensation column:

Name	Company Contributions to Defined Contribution Plans (a)(\$)	Life Insurance Premiums Paid (\$)	Perquisites (b)(\$)	Total "All Other Compensation" (\$)
<b>Jennifer A. Parmentier</b>	1,007,300	44,875	192,073	1,244,248
<b>Todd M. Leombruno</b>	418,978	46,302	86,158	551,438
<b>Andrew D. Ross</b>	104,452	38,844	143,554	286,850
<b>Joseph R. Leonti</b>	403,897	32,210	34,306	470,413
<b>Patrick M. Scott</b>	271,143	28,588	75,418	375,149

(a) Amount consists of the following Company contributions to our Defined Contribution Plans:

*Retirement Savings Plan:* Ms. Parmentier—\$31,643; Mr. Leombruno—\$16,715; Mr. Ross—\$17,844; Mr. Leonti—\$30,710; and Mr. Scott—\$27,548.

*Deferred Compensation Plan:* Ms. Parmentier—\$329,276; Mr. Leombruno—\$106,754; Mr. Ross—\$86,608; Mr. Leonti—\$140,815; and Mr. Scott—\$77,898.

*Defined Contribution Supplemental Executive Retirement Plan:* Ms. Parmentier—\$646,381; Mr. Leombruno—\$295,509; Mr. Leonti—\$232,372; and Mr. Scott—\$165,697.

(b) Reported in this column are amounts reimbursed or incurred by us with respect to: (i) for each of our Named Executive Officers, executive long-term disability insurance premiums, leased vehicle, including state sales tax if applicable, and company apartments; (ii) for each of our Named Executive Officers, except for Mr. Leombruno, matching gifts; (iii) for each of our Named Executive Officers, except for Mr. Scott, executive physicals; (iv) for each of our Named Executive Officers, except for Messrs. Leonti and Scott, corporate aircraft travel; (v) for Ms. Parmentier and Messrs. Ross and Leonti, spousal travel; and (vi) for Mr. Scott, private clubs. The Named Executive Officers also use our loges, box seats or tickets to various entertainment venues. However, there is no incremental cost to us for their use of these loges, box seats and tickets. Other than the aggregate incremental cost to the Company of each of Ms. Parmentier's and Messrs. Leombruno's and Ross's personal use of the corporate aircraft of \$142,256, \$56,398, and \$118,102, respectively, no Named Executive Officer received an executive perquisite in an amount that exceeds the greater of \$25,000 or 10% of the total amount of executive perquisites received by the Named Executive Officer. We determine the incremental cost of the personal use of our corporate aircraft based on the variable operating costs to us, which includes: (i) landing, ramp, and parking fees and expenses; (ii) crew travel expenses; (iii) supplies and catering; (iv) aircraft fuel and oil expenses per hour of flight; (v) any customs, foreign permit, and similar fees; (vi) crew travel; and (vii) passenger ground transportation. Because our aircraft is used primarily for business travel, this methodology excludes fixed costs that do not change based on usage, such as salaries of pilots and crew, purchase or lease costs of aircraft, and costs of maintenance and upkeep.

(7) For Ms. Parmentier, fiscal year 2024 "All Other Compensation" was reduced by \$5,534 from the amount reported in the 2024 Proxy Statement to correct an error. This correction had a corresponding impact on her total compensation for that year.

(8) Mr. Leonti was promoted to the role of Executive Vice President effective August 21, 2025. He previously served as Vice President, General Counsel and Secretary since July 1, 2014.

(9) Mr. Scott was not a Named Executive Officer prior to fiscal year 2025. Mr. Leonti was not a Named Executive Officer in fiscal year 2023, but his compensation information is included for that year in accordance with Securities and Exchange Commission guidance.

## Grants of Plan-Based Awards for Fiscal Year 2025

The following table sets forth information with respect to non-equity incentive plan awards, equity incentive plan awards, and other stock awards and option awards granted to the Named Executive Officers during fiscal year 2025.

Name	Grant Date	Compensation Committee Action Date (If Different than Grant Date)	Estimated Possible Payouts Under Non-Equity Incentive Plan Awards			Estimated Future Payouts Under Equity Incentive Plan Awards			All Other Stock Awards: Number of Shares of Stock or Units (#)	All Other Option Awards: Number of Securities Underlying Options (#)	Exercise or Base Price of Option Awards (\$/Sh)	Grant Date Fair Value of Stock and Option Awards (\$) <sup>(2)</sup>
			Threshold (\$) <sup>(1)</sup>	Target (\$)	Maximum (\$)	Threshold (#) <sup>(1)</sup>	Target (#)	Maximum (#)				
Jennifer A. Parmentier												
Officer ACIP Award	—	—	—	2,413,125	4,826,250	—	—	—	—	—	—	—
LTIP Award (CY25-26-27) <sup>(3)</sup>	1/22/2025	—	—	—	—	—	9,360	18,720	—	—	—	6,313,226
Stock Incentives	8/14/2024	—	—	—	—	—	—	—	—	32,930	578.39	6,941,315
Todd M. Leombruno												
Officer ACIP Award	—	—	—	937,500	1,875,000	—	—	—	—	—	—	—
LTIP Award (CY25-26-27) <sup>(3)</sup>	1/22/2025	—	—	—	—	—	2,540	5,080	—	—	—	1,713,205
Stock Incentives	8/14/2024	—	—	—	—	—	—	—	—	8,960	578.39	1,888,678
Andrew D. Ross												
Officer ACIP Award	—	—	—	1,140,417	2,280,834	—	—	—	—	—	—	—
LTIP Award (CY25-26-27) <sup>(3)</sup>	1/22/2025	—	—	—	—	—	2,920	5,840	—	—	—	1,969,511
Stock Incentives	8/14/2024	—	—	—	—	—	—	—	—	10,270	578.39	2,164,813
Joseph R. Leonti												
Officer ACIP Award	—	—	—	674,667	1,349,334	—	—	—	—	—	—	—
LTIP Award (CY25-26-27) <sup>(3)</sup>	1/22/2025	—	—	—	—	—	1,380	2,760	—	—	—	930,796
Stock Incentives	8/14/2024	—	—	—	—	—	—	—	—	4,870	578.39	1,026,547
Patrick M. Scott												
Officer ACIP Award	—	—	—	607,042	1,214,084	—	—	—	—	—	—	—
LTIP Award (CY25-26-27) <sup>(3)</sup>	1/22/2025	—	—	—	—	—	1,570	3,140	—	—	—	1,058,949
Stock Incentives	8/14/2024	—	—	—	—	—	—	—	—	5,530	578.39	1,165,669

(1) No threshold is provided because the Committee retains discretion to reduce payouts to zero.

(2) For LTIP Awards, calculated assuming a payout of 100% as described in footnote 2 to the Summary Compensation Table for Fiscal Year 2025.

(3) Does not include LTIP Award shares in the form of dividend equivalent units credited during fiscal year 2025 for LTIP Awards for the calendar years 2022-23-24 (which awards continued to accumulate dividend equivalent units until their payout in April 2025), 2023-24-25, 2024-25-26 and 2025-26-27 performance periods in the following amounts: Ms. Parmentier—483; Mr. Leombruno—141; Mr. Ross—158; Mr. Leonti—74; and Mr. Scott—66.

The elements of executive compensation included in each Named Executive Officer's total compensation as reported in the Summary Compensation Table for Fiscal Year 2025 on page 58 and the compensation programs under which the grants described in the Grants of Plan-Based Awards for Fiscal Year 2025 table above were made are described in the Compensation Discussion and Analysis section of this Proxy Statement.

## Outstanding Equity Awards at June 30, 2025

The following table sets forth information with respect to Stock Incentives and stock awards held by the Named Executive Officers as of June 30, 2025.

Name	Option Awards				Stock Awards			
	Number of Securities Underlying Unexercised Options (#) Exercisable	Number of Securities Underlying Unexercised Options (#) Unexercisable	Option Exercise Price (\$)	Option Expiration Date	Number of Shares or Units of Stock That Have Not Vested (#)	Market Value of Shares or Units of Stock That Have Not Vested (\$)	Equity Incentive Plan Awards: Number of Unearned Shares, Units or Other Rights That Have Not Vested (#)	Equity Incentive Plan Awards: Market or Payout Value of Unearned Shares, Units or Other Rights That Have Not Vested (\$) <sup>(1)</sup>
<b>Jennifer A. Parmentier</b>	10,220	—	209.56	8/11/2030	—	—	—	—
	14,840	—	296.00	8/10/2031	—	—	—	—
	11,506	5,754 <sup>(2)</sup>	299.19	8/16/2032	—	—	—	—
	14,199	28,401 <sup>(3)</sup>	406.32	8/15/2033	—	—	—	—
	—	32,930 <sup>(4)</sup>	578.39	8/13/2034	—	—	—	—
	—	—	—	—	—	—	17,700 <sup>(5)</sup>	12,362,919
	—	—	—	—	—	—	13,031 <sup>(6)</sup>	9,101,763
	—	—	—	—	—	—	9,409 <sup>(7)</sup>	6,571,904
<b>Todd M. Leombruno</b>	4,040	—	158.79	8/15/2027	—	—	—	—
	3,410	—	166.49	8/14/2028	—	—	—	—
	4,070	—	158.90	8/13/2029	—	—	—	—
	3,650	—	209.56	8/11/2030	—	—	—	—
	12,590	—	296.00	8/10/2031	—	—	—	—
	9,766	4,884 <sup>(2)</sup>	299.19	8/16/2032	—	—	—	—
	4,196	8,394 <sup>(3)</sup>	406.32	8/15/2033	—	—	—	—
	—	8,960 <sup>(4)</sup>	578.39	8/13/2034	—	—	—	—
	—	—	—	—	—	—	4,954 <sup>(5)</sup>	3,460,220
	—	—	—	—	—	—	3,852 <sup>(6)</sup>	2,690,506
	—	—	—	—	—	—	2,553 <sup>(7)</sup>	1,783,194
<b>Andrew D. Ross</b>	10,220	—	209.56	8/11/2030	—	—	—	—
	6,740	—	296.00	8/10/2031	—	—	—	—
	6,099	3,051 <sup>(2)</sup>	299.19	8/16/2032	—	—	—	—
	4,816	9,634 <sup>(3)</sup>	406.32	8/15/2033	—	—	—	—
	—	10,270 <sup>(4)</sup>	578.39	8/13/2034	—	—	—	—
	—	—	—	—	—	—	5,841 <sup>(5)</sup>	4,079,763
	—	—	—	—	—	—	4,421 <sup>(6)</sup>	3,087,936
	—	—	—	—	—	—	2,935 <sup>(7)</sup>	2,050,009
<b>Joseph R. Leonti</b>	—	2,617 <sup>(2)</sup>	299.19	8/16/2032	—	—	—	—
	—	4,567 <sup>(3)</sup>	406.32	8/15/2033	—	—	—	—
	—	4,870 <sup>(4)</sup>	578.39	8/13/2034	—	—	—	—
	—	—	—	—	—	—	2,652 <sup>(5)</sup>	1,852,342
	—	—	—	—	—	—	2,093 <sup>(6)</sup>	1,461,898
	—	—	—	—	—	—	1,387 <sup>(7)</sup>	968,778

Name	Option Awards				Stock Awards			
	Number of Securities Underlying Unexercised Options (#) Exercisable	Number of Securities Underlying Unexercised Options (#) Unexercisable	Option Exercise Price (\$)	Option Expiration Date	Number of Shares or Units of Stock That Have Not Vested (#)	Market Value of Shares or Units of Stock That Have Not Vested (\$)	Equity Incentive Plan Awards: Number of Unearned Shares, Units or Other Rights That Have Not Vested (#)	Equity Incentive Plan Awards: Market or Payout Value of Unearned Shares, Units or Other Rights That Have Not Vested (\$) <sup>(1)</sup>
Patrick M. Scott	1,380	—	166.49	8/14/2028	—	—	—	—
	1,460	—	158.90	8/13/2029	—	—	—	—
	1,680	—	209.56	8/11/2030	—	—	—	—
	1,710	—	296.00	8/10/2031	—	—	—	—
	1,326	664 <sup>(2)</sup>	299.19	8/16/2032	—	—	—	—
	556	1,114 <sup>(3)</sup>	406.32	8/15/2033	—	—	—	—
	—	5,530 <sup>(4)</sup>	578.39	8/13/2034	—	—	—	—
	—	—	—	—	—	—	670 <sup>(5)</sup>	467,975
	—	—	—	—	—	—	1,592 <sup>(5)</sup>	1,111,964
	—	—	—	—	—	—	2,378 <sup>(6)</sup>	1,660,962
	—	—	—	—	—	—	1,578 <sup>(7)</sup>	1,102,186

(1) The market value is calculated by multiplying the closing price of our Common Stock on June 30, 2025, \$698.47, by the number of shares.

(2) Represents Stock Incentives granted on August 17, 2022. The Stock Incentives vest in three equal annual installments beginning August 17, 2023.

(3) Represents Stock Incentives granted on August 16, 2023. The Stock Incentives vest in three equal annual installments beginning August 16, 2024.

(4) Represents Stock Incentives granted on August 14, 2024. The Stock Incentives vest in three equal annual installments beginning August 14, 2025.

(5) Assumes that we meet our target performance goals and payout will be at 100% of the target LTIP Award shares. Assuming continued employment through the end of the performance period (December 31, 2025), actual payouts under the calendar years 2023-24-25 LTIP Awards will be in common shares to be issued in April 2026 following the Committee's certification of our performance results, subject to the Committee's exercise of any discretion to reduce the amount payable and the Committee's authorization of payment. These amounts include the dividend equivalent units for LTIP Awards beginning January 2023. Mr. Scott's target LTIP Award amounts reflect additional shares awarded to him as a result of his promotion on January 1, 2024.

(6) Assumes that we meet our target performance goals and payout will be at 100% of the target LTIP Award shares. Assuming continued employment through the end of the performance period (December 31, 2026), actual payouts under the calendar years 2024-25-26 LTIP Awards will be in common shares to be issued in April 2027 following the Committee's certification of our performance results, subject to the Committee's exercise of any discretion to reduce the amount payable and the Committee's authorization of payment. These amounts include the dividend equivalent units for LTIP Awards beginning January 2024.

(7) Assumes that we meet our target performance goals and payout will be at 100% of the target LTIP Award shares. Assuming continued employment through the end of the performance period (December 31, 2027), actual payouts under the calendar years 2025-26-27 LTIP Awards will be in common shares to be issued in April 2028 following the Committee's certification of our performance results, subject to the Committee's exercise of any discretion to reduce the amount payable and the Committee's authorization of payment. These amounts include the dividend equivalent units for LTIP Awards beginning January 2025.

## Option Exercises and Stock Vested for Fiscal Year 2025

The following table sets forth information with respect to Stock Incentives that were exercised during fiscal year 2025 and common shares issued under LTIP Awards that vested for the Named Executive Officers during fiscal year 2025.

Name	Option Awards		Stock Awards	
	Number of Shares Acquired on Exercise (#)	Value Realized on Exercise (\$) <sup>(1)</sup>	Number of Shares Acquired on Vesting (#)	Value Realized on Vesting (\$) <sup>(2)</sup>
<b>Jennifer A. Parmentier</b>	18,010	9,056,641	24,747	14,373,305
<b>Todd M. Leombruno</b>	—	—	7,645	4,440,292
<b>Andrew D. Ross</b>	11,390	6,270,878	7,910	4,594,207
<b>Joseph R. Leonti</b>	7,147	2,162,839	4,094	2,377,836
<b>Patrick M. Scott</b>	—	—	2,242	1,302,176

(1) Calculated by multiplying the number of shares exercised by the difference between the exercise price and closing price of our common stock on the exercise date.

(2) Calculated by multiplying the number of shares acquired by the closing price of our common stock on the applicable vesting date of LTIP Awards in April 2025.

## Pension Benefits for Fiscal Year 2025

The following table sets forth the actuarial present value of the benefits accumulated by each of the Named Executive Officers under the Pension Plan, the Pension Restoration Plan and the Supplemental Retirement Program.

Name	Plan Name	Number of Years of Credited Service (#) <sup>(1)</sup>	Present Value of Accumulated Benefit (\$) <sup>(2)</sup>	Payments During Last Fiscal Year (\$)
<b>Jennifer A. Parmentier<sup>(3)</sup></b>	Pension Plan	—	—	—
	Pension Restoration Plan	—	—	—
	Supplemental Retirement Program	—	—	—
<b>Todd M. Leombruno</b>	Pension Plan	32.1	842,529	—
	Pension Restoration Plan	32.1	4,598,120	—
	Supplemental Retirement Program	—	—	—
<b>Andrew D. Ross</b>	Pension Plan	26.7	808,050	—
	Pension Restoration Plan	26.7	4,563,063	—
	Supplemental Retirement Program	26.7	6,717,317	—
<b>Joseph R. Leonti<sup>(3)</sup></b>	Pension Plan	—	—	—
	Pension Restoration Plan	—	—	—
	Supplemental Retirement Program	—	—	—
<b>Patrick M. Scott<sup>(3)</sup></b>	Pension Plan	—	—	—
	Pension Restoration Plan	—	—	—
	Supplemental Retirement Program	—	—	—

(1) Credited Service in the Pension Restoration Plan is frozen as of the date the Named Executive Officer becomes 100% vested in the Supplemental Retirement Program (typically age 60).

(2) The present value of the accumulated benefits is calculated under each plan using the following assumptions: (i) a discount rate of 5.28% for the Pension Plan; (ii) a discount rate of 5.12% for each of the Pension Restoration Plan and Supplemental Retirement Program; (iii) no pre-retirement decrements; and (iv) retirement at age 65. For the Pension Plan, additional assumptions include: (i) participants elect a life annuity; and (ii) the Pri-2012 Mortality Table projected generationally with Scale MP-2021 (with COVID-19 Endemic adjustment). For the Pension Restoration Plan, using each Named Executive Officer's participant elections under the Pension Restoration Plan, additional assumptions include: (i) calculating lump sums using the applicable mortality table under Section 417(e) of the Internal Revenue Code; and (ii) discount segment rates of 4.50%, 5.57% and 6.23%. For the Supplemental Retirement Program, using each Named Executive Officer's participant elections under the Supplemental Retirement Program, additional assumptions include: (i) calculating lump sums using the applicable mortality table under Section 417(e) of the Internal Revenue Code; and (ii) a discount rate of 3.36%.

(3) Ms. Parmentier and Messrs. Leonti and Scott are not eligible to participate in the Pension Plan, the Pension Restoration Plan or the Supplemental Retirement Program.

The Pension Plan, the Pension Restoration Plan and the Supplemental Retirement Program are described in the Compensation Discussion and Analysis section of this Proxy Statement.

## Nonqualified Deferred Compensation for Fiscal Year 2025

The following table sets forth the contributions, earnings, withdrawals/distributions and aggregate balances for the Named Executive Officers participating in the Savings Restoration Plan, the Executive Deferral Plan, the Defined Contribution Supplemental Retirement Program and the Deferred Compensation Plan during fiscal year 2025.

Name	Executive Contributions in Last Fiscal Year (\$) <sup>(1)</sup>	Registrant Contributions in Last Fiscal Year (\$) <sup>(2)</sup>	Aggregate Earnings in Last Fiscal Year (\$) <sup>(3)</sup>	Aggregate Withdrawals/Distributions (\$)	Aggregate Balance at Last Fiscal Year End (\$) <sup>(4)</sup>
<b>Jennifer A. Parmentier</b>					
Savings Restoration Plan	—	—	134,790	—	918,114
Executive Deferral Plan	—	—	—	—	—
Defined Contribution Supplemental Retirement Program	—	646,381	755,659	—	6,714,747
Deferred Compensation Plan <sup>(5)</sup>	112,740	329,276	69,641	—	796,366
<b>Todd M. Leombruno</b>					
Savings Restoration Plan	—	—	139,192	—	941,421
Executive Deferral Plan	—	—	51,293	—	414,223
Defined Contribution Supplemental Retirement Program	—	295,509	161,283	—	1,519,167
Deferred Compensation Plan	229,758	106,754	65,593	—	582,511
<b>Andrew D. Ross</b>					
Savings Restoration Plan	—	—	269,953	—	1,567,828
Executive Deferral Plan	—	—	—	—	—
Defined Contribution Supplemental Retirement Program	—	—	—	—	—
Deferred Compensation Plan	67,946	86,608	22,790	—	242,282
<b>Joseph R. Leonti</b>					
Savings Restoration Plan	—	—	148,893	—	1,039,844
Executive Deferral Plan	—	—	72,427	—	678,085
Defined Contribution Supplemental Retirement Program	—	232,372	615,011	—	5,915,266
Deferred Compensation Plan <sup>(5)</sup>	84,333	140,815	41,713	—	496,323
<b>Patrick M. Scott</b>					
Savings Restoration Plan	—	—	30,288	—	180,909
Executive Deferral Plan	—	—	—	—	—
Defined Contribution Supplemental Retirement Program	—	165,697	6,805	—	172,502
Deferred Compensation Plan <sup>(5)</sup>	42,275	77,898	25,257	—	243,326

(1) All of the amounts in this column are included either as "Salary" or as "Non-Equity Incentive Plan Compensation," as applicable, in the Summary Compensation Table for Fiscal Year 2025.

(2) Amounts are included along with our contributions to the Retirement Savings Plan, which is a qualified deferred compensation plan, in the "Company Contributions to Defined Contribution Plans" column in the All Other Compensation components table in footnote 6 of the Summary Compensation Table for Fiscal Year 2025.

(3) Amounts in this column are not included in the Summary Compensation Table for Fiscal Year 2025 because we do not offer above-market or preferential earnings under our nonqualified deferred compensation plans.

(4) Of the amounts reported in this column on an aggregate basis, the following amounts were reported as compensation in the Summary Compensation Table for prior fiscal years: Ms. Parmentier—\$1,321,191; Mr. Leombruno—\$1,063,350; Mr. Ross—\$64,522; Mr. Leonti—\$2,420,631; and Mr. Scott—\$0.

(5) Ms. Parmentier and Messrs. Leonti and Scott had nonqualified contributions in their Retirement Income Accounts associated with the Deferred Compensation Plan in the amounts of \$191,239, \$60,493 and \$28,512 respectively.

The Savings Restoration Plan, the Executive Deferral Plan, the Defined Contribution Supplemental Retirement Program and the Deferred Compensation Plan are described in the Compensation Discussion and Analysis section of this Proxy Statement. The investment options under each of the plans are identical. During fiscal year 2025, there were up to eleven investment funds that a Named Executive Officer could choose with annual rates of return for the year ended June 30, 2025 ranging from 2.97% to 39.40%. Under the plans, participants have the ability to change their investments at any time.



## Potential Payments Upon Termination or Change of Control at June 30, 2025

Each of the Named Executive Officers may be entitled to payments under our executive compensation program upon a termination of employment or a change in control. The events that may trigger these payments include death, long-term disability, retirement, termination for cause, termination without cause, resignation, change in control or a qualifying termination in connection with a change in control. The following narratives and tables describe the payments the Named Executive Officers may receive under the written terms of our executive compensation program plans and arrangements as in effect on June 30, 2025, for each triggering event as if the triggering event occurred on June 30, 2025 (the last business day of fiscal year 2025).

During fiscal year 2016, we adopted new Change in Control Agreements and amended our Executive Deferral Plan. The new Change in Control Agreements require a qualifying termination of employment in connection with a change in control and eliminated "gross-up" payments intended to offset the effect, if any, of the excise tax imposed by Section 4999 of the Internal Revenue Code on such lump sum payment. Each of the Named Executive Officers other than Messrs. Leombruno and Scott became an executive officer prior to our implementation of these changes to the Change in Control Agreements and, therefore, continues to have an agreement that contains these provisions. The Executive Deferral Plan was similarly amended to eliminate such "gross-up" payments as well as "make whole" payments designed to compensate the executive for the lost opportunity to continue to defer receipt of such income (and the earnings thereon) pursuant to elections made under the Executive Deferral Plan. Among the Named Executive Officers with an account balance in the Executive Deferral Plan as of June 30, 2025, only Mr. Leonti participated in the Executive Deferral Plan prior to 2016 and therefore retains the right to such "gross up" payment and "make whole" amount under the Executive Deferral Plan.

For each of the termination of employment scenarios described in this section, the estimated potential payments and benefits that might be received by each Named Executive Officer are displayed in the table that immediately follows that description.

### Payments Generally Available

A Named Executive Officer will generally receive the following upon termination of employment:

- base salary earned but not yet paid as of the date of termination;
- Officer ACIP awards earned but not yet paid as of the date of termination;
- LTIP Award payouts for the most recently completed three-year performance period not yet paid as of the date of termination;
- amounts accrued and vested under the Pension Plan, the Pension Restoration Plan and the Supplemental Retirement Program as of the date of termination, as described in the Compensation Discussion and Analysis section of this Proxy Statement and below in this section;
- vested account balances under the Retirement Savings Plan, the Savings Restoration Plan, the Deferred Compensation Plan, the Executive Deferral Plan and the Defined Contribution Supplemental Retirement Program as of the date of termination, as described in the Compensation Discussion and Analysis section of this Proxy Statement and below in this section; and
- any accrued and unused vacation pay as of the date of termination.

The Committee may, however, reduce any payments of an ACIP award or LTIP Award payout in its sole discretion, up to and including a reduction to zero.

In determining the amounts reflected in the following tables, we used the following general assumptions and principles, where applicable:

- We assumed that each of the triggering events occurred on June 30, 2025. This includes our assumption that, upon a qualifying termination in connection with a change in control, the qualifying termination and change in control both occurred on June 30, 2025.
- We did not include amounts for base salaries or Officer ACIP awards in the following tables because the amounts are already earned and are not affected by the triggering events, which are assumed to occur on June 30, 2025.
- Amounts were calculated based on each Named Executive Officer's age, compensation and years of service as of June 30, 2025.
- All present values of pension amounts shown for the Pension Plan assume a 5.28% discount rate, the Pri-2012 Mortality Table projected generationally with Scale MP-2021 (with COVID-19 Endemic adjustment), and assume that the annuity payment elected is 50% joint and survivor.
- With the exception of the values for the Supplemental Retirement Program in the "Change in Control" and "Qualifying Termination in Connection with a Change in Control" columns, all lump sum values of pension amounts shown assume the following:

- for the Pension Restoration Plan, segment rates (after phase-in) of 4.17%, 4.76% and 5.25%, and the applicable 2025 mortality table under Section 417(e) of the Internal Revenue Code; and
- for the Supplemental Retirement Program, a 3.36% interest rate and the applicable 2025 mortality table under Section 417(e) of the Internal Revenue Code.
- We did not include amounts for account balances in the Retirement Savings Plan because this plan is available to all salaried employees. We did not include amounts for account balances under the Savings Restoration Plan, the Executive Deferral Plan (other than with respect to the Change in Control scenarios under the Executive Deferral Plan), or the Deferred Compensation Plan because these amounts, which are reported under the "Aggregate Balance at Last Fiscal Year End" column in the Nonqualified Deferred Compensation for Fiscal Year 2025 table on page 65, are fully vested and would not be increased in connection with any triggering event.
- To calculate the estimated value of the Stock Incentives, we used assumed that all vested Stock Incentives were exercised on June 30, 2025.
- To calculate the estimated value of the LTIP Awards, we assumed the performance objectives would be achieved at the target level and used our closing stock price on June 30, 2025, \$698.47. Because the payout of the LTIP Awards is dependent upon our performance against the Peer Group companies during the three-year performance period, a Named Executive Officer's actual payout could range from a minimum of zero to a maximum of 200% of the Named Executive Officer's pro-rated LTIP Award target amount.

## Payments upon Death

Upon the death of a Named Executive Officer, in addition to the "Payments Generally Available" described above, the estate or beneficiary of the Named Executive Officer will receive the following:

- accelerated vesting of all outstanding Stock Incentives;
- for Stock Incentives granted on or before August 11, 2010, and for Stock Incentives granted on or after August 17, 2011, if the Named Executive Officer is not retirement eligible at the time of death, retention of all outstanding Stock Incentives for the earlier of (i) two years after the Named Executive Officer's death or (ii) the expiration date listed in the grant letter;
- for Stock Incentives granted on or after August 17, 2011, if the Named Executive Officer is retirement eligible at the time of death, retention of all outstanding Stock Incentives until the expiration date listed in the grant letter;
- accelerated vesting of all unvested Restricted Stock Units;
- account balance in the Defined Contribution Supplemental Retirement Program provided the Named Executive Officer has completed 60 calendar months of service at his or her date of death;
- accelerated vesting of the unvested portion of the Named Executive Officer's account balance under the Deferred Compensation Plan (if any);
- full vesting of benefit under the Supplemental Retirement Program provided the Named Executive Officer has completed 60 calendar months of service at his or her date of death;
- pro-rated LTIP Award payouts for the calendar years 2023-24-25, 2024-25-26, and 2025-26-27 performance periods to be determined at the end of the respective performance periods, based on the full number of months of continuous employment during the 2023-24-25, 2024-25-26, and 2025-26-27 calendar years performance periods; and
- death benefits under the Officer Life Insurance Plan as described on page 54.

In determining the amounts payable upon death reported in the following table, we assumed that the death benefit payable under the Officer Life Insurance Plan, which is funded through individual life insurance policies owned by each of the Named Executive Officers, would be paid by the insurance company issuing the policy.

Officer	Accelerated Vesting of Stock Incentives (\$)	Accelerated Vesting of Restricted Stock Units (\$)	Pension Plan (\$)	Pension Restoration Plan (\$)	Supplemental Retirement Program (\$)	LTIP Awards (\$)	Defined Contribution Supplemental Retirement Program (\$)	Officer Life Insurance Death Benefits (\$)	Totals (\$)
<b>Jennifer A. Parmentier</b>	14,549,044	—	—	—	—	14,853,314	6,714,747	3,400,000	39,517,105
<b>Todd M. Leombruno</b>	5,478,307	—	377,444	2,063,274	—	4,228,770	1,519,167	3,400,000	17,066,962
<b>Andrew D. Ross</b>	5,265,998	—	405,890	2,211,428	12,423,624	4,943,771	—	3,621,000	28,871,711
<b>Joseph R. Leonti</b>	2,963,954	—	—	—	—	2,274,568	5,915,266	2,550,000	13,703,788
<b>Patrick M. Scott</b>	1,254,619	—	—	—	—	2,147,097	172,502	2,160,000	5,734,218

## Payments upon Long-Term Disability

Upon the long-term disability of a Named Executive Officer, the Named Executive Officer will receive the “Payments Generally Available” described above and the “Payments Upon Death” described above, except that:

- (i) the term for all outstanding Stock Incentives will continue for the remainder of their ten-year terms;
- (ii) the account balance in the Defined Contribution Supplemental Retirement Program will be paid in a single lump sum as of the date of disability;
- (iii) the Named Executive Officers' benefit under the Supplemental Retirement Program will fully vest; and
- (iv) the Named Executive Officer will not receive death benefits under the Officer Life Insurance Plan until death subsequently occurs.

In addition, the Named Executive Officer will receive the following:

- monthly benefits under the Executive Long-Term Disability Plan;
- six months of premium payments for medical and dental insurance based on the applicable COBRA rates for the Named Executive Officer; and
- premium payments under the Officer Life Insurance Plan until retirement up to age 65.

The benefit in the following table for each of the Named Executive Officers under the Executive Long-Term Disability Plan represents one year of long term disability benefits. The disability benefit payable under the plan is funded through group and individual long-term disability insurance policies owned by each of the Named Executive Officers that would be paid by the insurance company issuing the policies.

Officer	Accelerated Vesting of Stock Incentives (\$)	Accelerated Vesting of Restricted Stock Units (\$)	Pension Plan (\$)	Pension Restoration Plan (\$)	Supplemental Retirement Program (\$)	LTIP Awards (\$)	Defined Contribution Supplemental Retirement Program (\$)	Executive Long-Term Disability Benefit (\$)	Medical and Dental Benefit (\$)	Officer Life Insurance Premiums (\$)	Totals (\$)
<b>Jennifer A. Parmentier</b>	14,549,044	—	—	—	—	14,853,314	6,714,747	420,000	13,932	44,875	36,595,912
<b>Todd M. Leombruno</b>	5,478,307	—	740,579	4,738,030	—	4,228,770	1,519,167	420,000	13,932	46,302	17,185,087
<b>Andrew D. Ross</b>	5,265,998	—	834,209	4,746,542	11,969,832	4,943,771	—	396,000	14,592	38,844	28,209,788
<b>Joseph R. Leonti</b>	2,963,954	—	—	—	—	2,274,568	5,915,266	420,000	8,910	32,210	11,614,908
<b>Patrick M. Scott</b>	1,254,619	—	—	—	—	2,147,097	172,502	420,000	13,932	28,588	4,036,738

## Payments upon Retirement

Upon the retirement of a Named Executive Officer at (A) age 65 or older, or (B) age 60 or older with at least ten years of service, the Named Executive Officer will receive the "Payments Generally Available" described above and the "Payments Upon Death" described above, except that:

- (i) all outstanding Stock Incentives will fully vest but will become exercisable according to the original schedule and will remain exercisable until the original expiration date of the award;
- (ii) unvested amounts under the Deferred Compensation Plan (if any) would vest upon a Named Executive Officer's attainment of age 55 with at least five years of service;
- (iii) if the Named Executive Officer is (A) age 65 or older, or (B) age 60 or older with at least ten years of service and 12 months of continuous employment during the performance periods, he or she will receive a full LTIP Award payout for calendar years 2023-24-25, 2024-25-26 and 2025-26-27 performance periods, to be determined at the end of the performance periods, as if he or she had remained continuously employed through the end of the performance periods; and
- (iv) the Named Executive Officer will not receive death benefits under the Officer Life Insurance Plan unless death subsequently occurs.

If a Named Executive Officer retires outside of the age and service thresholds stated in (iii) above, he or she will receive a pro-rated LTIP Award payout for the calendar years 2023-24-25, 2024-25-26 and 2025-26-27 performance periods, to be determined at the end of the respective performance periods, based on the number of full months served during each of the performance periods.

If the Named Executive Officer is less than 60 years of age on the date of retirement, then the Named Executive Officer must seek early retirement approval from the Human Resources and Compensation Committee to receive payments with respect to the following:

- the Supplemental Retirement Program; and
- the Defined Contribution Supplemental Retirement Program.

The Named Executive Officers' account balances under such nonqualified deferred compensation plans as of June 30, 2025 are set forth in the Nonqualified Deferred Compensation for Fiscal Year 2025 section of this Proxy Statement.

In addition, Named Executive Officers must be at least 55 years of age on the date of retirement to continue to receive premium payments under the Officer Life Insurance Plan, which if needed will continue for the greater of ten years from commencement of plan participation or the number of years until they reach age 65. As of June 30, 2025, Ms. Parmentier and Messrs. Leombruno and Ross had each reached 55 years of age with at least 10 years of service.

In determining the amounts payable upon retirement reported in the following table, we assumed that none of our Named Executive Officers obtained Human Resources and Compensation Committee approval for early retirement.

Officer	Pension Plan (\$)	Pension Restoration Plan (\$)	Supplemental Retirement Program (\$)	Stock Incentives (\$)	LTIP Awards (\$)	Defined Contribution Supplemental Retirement Program (\$)	Post-Retirement Insurance Premiums (\$)	Totals (\$)
<b>Jennifer A. Parmentier</b>	—	—	—	14,549,044	14,853,314	—	314,128	29,716,486
<b>Todd M. Leombruno</b>	740,579	4,738,030	—	5,478,307	4,228,770	—	463,025	15,648,711
<b>Andrew D. Ross</b>	834,209	4,746,542	—	5,265,998	4,943,771	—	271,910	16,062,430
<b>Joseph R. Leonti</b>	—	—	—	2,963,954	2,274,568	—	—	5,238,522
<b>Patrick M. Scott</b>	—	—	—	1,254,619	2,147,097	—	—	3,401,716

## Payments upon Termination for Cause or Resignation

Upon the termination for cause or the resignation of a Named Executive Officer, the Named Executive Officer will receive the "Payments Generally Available" described above, except that the Named Executive Officer will (i) forfeit his or her Supplemental Retirement Program benefit and his or her Defined Contribution Supplemental Retirement Program benefit if the termination for cause is the result of competition by the Named Executive Officer against us, and (ii) forfeit his or her LTIP Awards if the termination or resignation occurs during the applicable performance period.

In determining the amounts payable upon termination for cause under the Supplemental Retirement Program and the Defined Contribution Supplemental Retirement Program, we assumed that the termination did not result from competition against us.

Officer	Pension Plan (\$)	Pension Restoration Plan (\$)	Supplemental Retirement Program (\$)	Totals (\$)
Jennifer A. Parmentier	—	—	—	—
Todd M. Leombruno	740,579	4,738,030	—	5,478,609
Andrew D. Ross	834,209	4,746,542	—	5,580,751
Joseph R. Leonti	—	—	—	—
Patrick M. Scott	—	—	—	—

## Payments upon Termination without Cause

Upon the termination without cause of a Named Executive Officer, the Named Executive Officer will receive the "Payments Generally Available" described above. In addition, if the Named Executive Officer signs a release of all claims against us, the Named Executive Officer will receive a lump sum payment equal to one week's pay for each full year of service up to a maximum of twenty-six weeks of pay and continuation of premium payments for medical and dental insurance based on the applicable COBRA rates for the Named Executive Officer for up to three months.

Additionally, he or she will be entitled to pro-rated LTIP Award payouts for the calendar years 2023-24-25, 2024-25-26 and 2025-26-27 during each of the performance periods. Also, if a Named Executive Officer's employment is terminated without cause when such Named Executive Officer has attained the age of at least 55, but less than 60, such Named Executive Officer's benefit under the Supplemental Retirement Program will become fully vested.

In determining the amounts payable upon termination without cause reported in the following tables, we assumed that the Named Executive Officer signed a release.

Officer	Severance Pay (\$)	Pension Plan (\$)	Pension Restoration Plan (\$)	Supplemental Retirement Program (\$)	LTIP Awards (\$)	Medical and Dental Benefits (\$)	Totals (\$)
<b>Jennifer A. Parmentier</b>	453,846	—	—	—	14,853,314	6,966	15,314,126
<b>Todd M. Leombruno</b>	472,500	740,579	4,738,030	—	4,228,770	6,966	10,186,845
<b>Andrew D. Ross</b>	500,000	834,209	4,746,542	11,969,832	4,943,771	7,296	23,001,650
<b>Joseph R. Leonti</b>	310,577	—	—	—	2,274,568	4,455	2,589,600
<b>Patrick M. Scott</b>	124,615	—	—	—	2,147,097	6,966	2,278,678

## Payments upon a Change in Control

A Change in Control occurs if and when:

- subject to certain exceptions, any "person" (as such term is used in Sections 13(d)(3) and 14(d)(2) of the Securities Exchange Act of 1934) is or becomes a beneficial owner, directly or indirectly, of securities representing 20% or more of the combined voting power of our then outstanding securities eligible to vote for the election of the Board of Directors;

- during any period of 24 consecutive months, individuals who at the beginning of such 24-month period were our Directors, which we refer to as the Incumbent Board, cease to constitute at least a majority of the Board of Directors, unless the election, or nomination for election, of any person becoming a Director subsequent to the beginning of such 24-month period was approved by a vote of at least two-thirds of the Incumbent Board;
- our shareholders approve a plan of complete liquidation or dissolution; or
- we enter into a merger, consolidation or other reorganization, or sell all of our assets, unless:
  - immediately following the business combination, (1) more than 50% of the total voting power eligible to elect Directors of the resulting entity is represented by shares that were common shares immediately prior to the business combination, (2) subject to certain exceptions, no person becomes the beneficial owner, directly or indirectly, of 20% or more of the voting power of the entity resulting from the business combination, and (3) at least a majority of the members of the board of Directors of the resulting entity were members of the Incumbent Board at the time of the approval by the Board of Directors of the execution of the initial agreement providing for such business combination; or
  - the business combination is effected by means of the acquisition of common shares from us, and the Board of Directors approves a resolution providing expressly that such business combination does not constitute a Change in Control.

On July 21, 2008, we adopted certain amendments to our deferred compensation plans and arrangements to comply with Section 409A of the Internal Revenue Code. The amendments included certain modifications to the above definition of "Change in Control" for purposes of those plans and arrangements that were necessary to comply with the definition required by Section 409A.

A Change in Control, either with or without a qualifying termination of a Named Executive Officer (as described below in "Payments upon a Qualifying Termination in Connection with a Change in Control"), has the following effects under the executive compensation plans:

- any outstanding unvested Stock Incentive held by a Named Executive Officer vests and becomes exercisable immediately upon a Change in Control;
- any outstanding LTIP Award will be paid in common shares equal to the greater of (i) the target LTIP Award or (ii) the LTIP Award that would be payable at the end of the performance period assuming a level of financial performance equivalent to that existing at the fiscal quarter end immediately preceding the date of the Change in Control;
- upon a Change in Control, all amounts previously deferred by a Named Executive Officer under the Executive Deferral Plan and, for Mr. Leonti, who was a participant in the Executive Deferral Plan prior to 2016, a "make whole" amount designed to compensate for the lost opportunity to continue to defer receipt of such income (and the earnings thereon) pursuant to elections made under the Executive Deferral Plan;
- upon a Change in Control, under the Supplemental Retirement Program each Named Executive Officer will receive three additional years of age and service credit, a lump-sum payment equal to the present value of the participant's vested benefit under the Supplemental Retirement Program and, for Ms. Parmentier and Messrs. Ross and Leonti, a "gross-up" payment to offset the effect, if any, of the excise tax imposed by Section 4999 of the Internal Revenue Code on such lump sum payment; and
- upon a Change in Control, any unvested account balance in the Defined Contribution Supplemental Retirement Program is automatically vested and such account shall be increased by three additional years of non-discretionary employer contributions based on the Named Executive Officer's salary grade and target compensation at the time of the Change in Control. Such increase will not reflect deemed interest and earnings.

Upon the divestiture of a business unit of the Company, any unvested balance under the Deferred Compensation Plan as of the date of such divestiture is automatically vested for any participant who is part of such divested business unit.

In determining the amounts payable upon a Change in Control reported in the following tables, the following assumptions or principles were used.

- We used the same assumptions in "Payments Generally Available" described above.
- We assumed that the Change in Control met the requirements of a Change in Control under Section 409A of the Internal Revenue Code.
- For Stock Incentives that vested on the triggering event, we valued the Stock Incentives at an amount per share equal to the difference between our closing stock price on June 30, 2025, \$698.47, and the grant price per share for each of the Stock Incentives.
- For lump sum present values for the Supplemental Retirement Program, we assumed a 2.50% discount rate for a Change in Control that meets the requirements under Section 409A of the Internal Revenue Code. We used the applicable mortality table under Section 417(e) of the Internal Revenue Code.

Officer	Accelerated Vesting of Stock Incentives (\$)	Defined Contribution Supplemental Retirement Program (\$)	Pension Plan (\$)	Pension Restoration Plan (\$)	Supplemental Retirement Program (\$)	Executive Deferral Plan (\$)	LTIP Awards (\$)	Excise and Related Income Tax Gross-Up (\$)	Totals (\$) <sup>(1)</sup>
<b>Jennifer A. Parmentier</b>	14,549,044	8,561,749	—	—	—	—	28,036,586	15,755,154	66,902,532
<b>Todd M. Leombruno</b>	5,478,307	2,425,235	740,579	4,738,030	—	414,223	7,933,921	—	21,730,295
<b>Andrew D. Ross</b>	5,265,998	—	834,209	4,746,542	17,399,093	—	9,217,709	11,014,089	48,477,640
<b>Joseph R. Leonti</b>	2,963,954	6,627,423	—	—	—	909,138	4,283,018	—	14,783,533
<b>Patrick M. Scott</b>	1,254,619	652,022	—	—	—	—	4,343,086	—	6,249,728

(1) Amounts with respect to Mr. Leombruno and Mr. Scott may be subject to reduction in the event that an excise tax under Sections 280G and 4999 of the Internal Revenue Code would otherwise apply.

## Payments upon a Qualifying Termination in Connection with a Change in Control

Each of the Change in Control Agreements requires two triggering events to result in any severance payments to the Named Executive Officers:

- Change in Control; and
- termination of the employment of the Named Executive Officer in connection with a Change in Control.

Each Change in Control Agreement provides that, if the employment of the Named Executive Officer is terminated during the three years following a Change in Control, or prior to a Change in Control, where the termination was in anticipation of the Change in Control, either by us without "Cause" (as defined in the Change in Control Agreements) or by the Named Executive Officer for "Good Reason" (as described below), the Named Executive Officer shall be entitled to receive the "Payments upon a Change in Control" described above and the following:

- pro rata base salary, unused vacation, and annual cash and long-term incentive compensation for the year of termination of employment;
- severance pay equal to three times the Named Executive Officer's annual base salary and annual cash incentive compensation;
- continuation of welfare benefits (e.g., medical, life insurance, disability coverage) for a period of three years;
- to the extent not previously received, all amounts previously deferred under our non-qualified income deferral plans and, for Mr. Leonti, who was a participant in the Executive Deferral Plan prior to 2016, a "make-whole" amount as described above, where the Named Executive Officer's termination occurs within two years of a Change in Control that constitutes a "change in control" as defined under Section 409A of the Internal Revenue Code; and
- for Ms. Parmentier and Messrs. Ross and Leonti, a "gross-up" payment to offset the effect, if any, of the excise tax imposed by Section 4999 of the Internal Revenue Code.

"Good Reason" for termination of employment by the Named Executive Officer includes diminution in duties, reduction in compensation or benefits, relocation, or resignation from employment by the executive for any or no reason during the 180-day period beginning on the 91st day after the Change in Control.

A Named Executive Officer's unvested account balance under the Deferred Compensation Plan (if any) would vest in full if such Named Executive Officer experiences a separation from service within 24 months following a Change in Control (as defined in the Deferred Compensation Plan).

Officer	Severance Pay (\$)	Accelerated Vesting of Stock Incentives (\$)	Accelerated Vesting of Restricted Stock Units (\$)	Defined Contribution Supplemental Retirement Program (\$)	Pension Plan (\$)	Pension Restoration Plan (\$)	Supplemental Retirement Program (\$)	Executive Deferral Plan (\$)	LTIP Awards (\$)	Executive Long-Term Disability Premiums (\$)	Medical and Dental Benefits (\$)	Officer Life Insurance Premiums (\$)	Excise and Related Income Tax Gross-Up (\$)	Totals (\$) <sup>(1)</sup>
<b>Jennifer A. Parmentier</b>	12,688,410	14,549,044	—	8,561,749	—	—	—	—	28,036,586	12,357	83,592	134,626	22,927,387	86,993,751
<b>Todd M. Leombruno</b>	7,053,011	5,478,307	—	2,425,235	740,579	4,738,030	—	414,223	7,933,921	11,691	83,592	138,907	—	29,017,496
<b>Andrew D. Ross</b>	7,047,498	5,265,998	—	—	834,209	4,746,542	17,399,093	—	9,217,709	14,511	87,552	116,533	15,104,782	59,834,427
<b>Joseph R. Leonti</b>	5,582,461	2,963,954	—	6,627,423	—	—	—	909,138	4,283,018	11,208	53,460	96,631	6,719,608	27,246,901
<b>Patrick M. Scott</b>	3,996,000	1,254,619	—	652,022	—	—	—	—	4,343,086	9,984	83,592	85,764	—	10,425,067

(1) Amounts with respect to Mr. Leombruno and Mr. Scott may be subject to reduction in the event that an excise tax under Section 280G and 4999 of the Internal Revenue Code would otherwise apply.

## Chief Executive Officer Pay Ratio

As required by Section 953(b) of the Dodd-Frank Wall Street Reform and Consumer Protection Act, and Item 402(u) of Regulation S-K, we are providing the following information regarding the ratio of the annual total compensation of Jennifer A. Parmentier, our Chief Executive Officer, to the annual total compensation of our median team member.

Our pay ratio is a reasonable estimate calculated in a manner consistent with SEC rules based on our payroll records and the methodology described below. The SEC rules for identifying the median compensated team member and calculating the pay ratio based on that team member's annual total compensation allow companies to adopt a variety of methodologies, to apply certain exclusions, and to make reasonable estimates and assumptions that reflect their compensation practices. As such, other companies may have different employment and compensation practices and may utilize different methodologies, exclusions, estimates and assumptions in calculating their own pay ratios. Therefore, the estimated pay ratio we report may not be comparable to the pay ratios reported by other companies and should not be used as a basis for comparison between companies.

As reported in the Summary Compensation Table for Fiscal Year 2025, our Chief Executive Officer had annual total compensation for fiscal year 2025 of \$19,317,705. Using the Summary Compensation Table methodology, the annual total compensation of our median team member for fiscal year 2025 is \$66,034. As a result, we estimate that the ratio of our Chief Executive Officer's annual total compensation to that of our median team member for fiscal year 2025 was approximately 293 to 1.

For purposes of the fiscal year 2025 Chief Executive Officer pay ratio, we used the same median-paid team member identified with respect to our fiscal year 2024 Chief Executive Officer pay ratio, as there has been no change in our employee population or employee compensation arrangements that we believe would significantly impact the pay ratio disclosure.

We identified the "median team member" from our employee population on April 30, 2024, which included full-time, part-time, temporary, and seasonal team members who were employed on that date, whether in the U.S. or in foreign jurisdictions. As of April 30, 2024, we estimated there were 29,962 U.S. team members and 28,889 non-U.S. team members included in our team member population. We excluded independent contractors and leased employees from our calculation as any independent contractors or leased employees have compensation determined by an unaffiliated third party. We further applied the de minimis exemption, which permits exempting non-U.S. team members that account for five percent or less of our total U.S. and non-U.S. team members. In total, 746 team members were excluded, consisting of the parenthetical numbers below in the following countries: Algeria (1), Argentina (33), Austria (20), Belarus (3), Chile (33), Denmark (34), Greece (1), Hong Kong (27), Hungary (1), Indonesia (45), Ireland (38), Israel (2), Kazakhstan (1), Morocco (4), New Zealand (21), Norway (49), Peru (5), Portugal (2), Romania (2), Singapore (182), Slovenia (3), South Africa (75), Taiwan (Province of China) (30), Thailand (52), Turkey (41) and United Arab Emirates (41).

The consistently applied compensation measure we used was total cash compensation for fiscal year 2024. We annualized the earnings of all permanent employees who were on a leave of absence or were new-hires during the measurement period for fiscal year 2024. We did not make any other adjustments permissible by the SEC nor did we make any other material assumptions or estimates to identify our median employee.



## Pay Versus Performance Disclosure

Our executive compensation program is designed to align pay outcomes with annual and long-term business performance and shareholders' interests. Our program design choices, including the level of pay at risk, the mix of short-term and long-term incentives, the mix of long-term incentive vehicles, the metrics selected, and the rigor of incentive goals, all work together toward this objective.

The Human Resources and Compensation Committee, along with its independent compensation consultant, Mercer, routinely assesses the relationship between our executive compensation program and the financial and total shareholder return (TSR) performance of the Company as discussed in the Compensation Discussion and Analysis section of this Proxy Statement. The results of these analyses have influenced our pay decisions and the evolution of our compensation program to help ensure strong pay and performance alignment.

This Pay Versus Performance disclosure, as required by the SEC, provides an additional perspective on pay and performance alignment by evaluating the link between "Compensation Actually Paid," herein sometimes referred to as "CAP," as defined by the SEC, and various measures of market and financial performance.

## Pay Versus Performance Table

In accordance with rules adopted by the SEC, we provide the following disclosure regarding executive compensation for our principal executive officers ("PEOs") and Non-PEO NEOs (as defined below) and Company performance for the fiscal years listed below. The Human Resources and Compensation Committee did not consider the pay versus performance disclosure below in making its pay decisions for any of the years shown.

Fiscal Year	Summary Compensation Table Total for PEO 1 <sup>(1)</sup> (\$)	Summary Compensation Table Total for PEO 2 <sup>(1)</sup> (\$)	Compensation Actually Paid to PEO 1 <sup>(1)(2)(3)</sup> (\$)	Compensation Actually Paid to PEO 2 <sup>(1)(2)(3)</sup> (\$)	Average Summary Compensation Table Total for Non-PEO NEOs <sup>(1)</sup> (\$)	Average Compensation Actually Paid to Non-PEO NEOs <sup>(1)(2)(3)</sup> (\$)	Value of Initial Fixed \$100 Investment Based on: <sup>(4)</sup>		Net Income (\$ Millions)	EPS Growth Relative to Peer Group <sup>(5)</sup>
							TSR (\$)	Peer Group TSR (\$)		
2025	—	19,317,705	—	45,272,113	6,529,885	11,842,642	408.78	233.00	3,532	68th Percentile
2024	—	18,735,187 <sup>(6)</sup>	—	35,615,063 <sup>(6)</sup>	8,190,674	11,353,217	293.00	189.61	2,845	70th Percentile
2023	18,657,423	16,404,346	44,288,911	35,395,261	7,044,646	16,016,277	223.03	164.12	2,084	78th Percentile
2022	18,448,169	—	14,327,292	—	5,842,460	5,316,820	138.26	131.12	1,316	28th Percentile <sup>(7)</sup>
2021	17,034,500	—	55,284,335	—	4,631,585	13,265,147	170.00	151.45	1,747	78th Percentile

(1) Thomas L. Williams was our PEO during the period covered by the table through December 31, 2022 ("PEO 1"). Jennifer A. Parmentier was our PEO from January 1, 2023, through the end of the period covered by the table ("PEO 2"). The individuals comprising the non-PEO named executive officers ("Non-PEO NEOs") for each fiscal year presented are listed below.

2021	2022	2023	2024	2025
Todd M. Leombruno	Todd M. Leombruno	Todd M. Leombruno	Todd M. Leombruno	Todd M. Leombruno
Lee C. Banks	Lee C. Banks	Lee C. Banks	Lee C. Banks	Andrew D. Ross
Joseph R. Leonti	Jennifer A. Parmentier	Andrew D. Ross	Andrew D. Ross	Joseph R. Leonti
Andrew M. Weeks	Andrew M. Weeks	Roger S. Sherrard	Berend Bracht	Patrick M. Scott
Catherine A. Suever			Joseph R. Leonti	

(2) The amounts shown for Compensation Actually Paid have been calculated in accordance with Item 402(v) of Regulation S-K and do not necessarily reflect compensation actually earned, realized, or received by the NEOs. These amounts reflect the Summary Compensation Table Totals with certain adjustments as described in footnote 3 below.

(3) Compensation Actually Paid reflects the exclusions and inclusions of certain amounts for the PEOs and the Non-PEO NEOs in accordance with SEC rules. The exclusions and inclusions for fiscal year 2025 are set forth in the tables below. Equity award values are calculated in accordance with FASB ASC Topic 718. Amounts in the Exclusion of Stock Awards and Option Awards columns are the totals from the Stock Awards and Option Awards columns set forth in the Summary Compensation Table for the listed fiscal year. Amounts in the Exclusion of Change in Pension Value columns reflect the amounts attributable to any positive Change in Pension Value reported in the Summary Compensation Table for the listed fiscal year. Amounts in the Inclusion of Pension Service Cost are based on the service cost for services rendered during the listed fiscal year. The reconciliations shown below reflect the calculations for fiscal year 2025, as well as the updated calculations for fiscal year 2024 for PEO 2 (see footnote 6 below for further details).

Year	Summary Compensation Table Total for PEO 2 (\$)	Exclusion of Change in Pension Value for PEO 2 (\$)	Exclusion of Stock Awards and Option Awards for PEO 2 (\$)	Inclusion of Pension Service Cost for PEO 2 (\$)	Inclusion of Equity Values for PEO 2 (\$)	Compensation Actually Paid to PEO 2 (\$)
2025	19,317,705	—	(13,254,541)	—	39,208,949	45,272,113
2024	18,735,187	—	(12,420,052)	—	29,299,928	35,615,063

Year	Average Summary Compensation Table Total for Non-PEO NEOs (\$)	Exclusion of Average Change in Pension Value for Non-PEO NEOs (\$)	Exclusion of Average Stock Awards and Option Awards for Non-PEO NEOs (\$)	Inclusion of Average Pension Service Cost for Non-PEO NEOs (\$)	Inclusion of Average Equity Values for Non-PEO NEOs (\$)	Average Compensation Actually Paid to Non-PEO NEOs (\$)
2025	6,529,885	(1,089,488)	(2,979,542)	214,225	9,167,562	11,842,642

The amounts in the Inclusion of Equity Values in the tables above are derived from the amounts set forth in the following tables:

Year	Year-End Fair Value of Equity Awards Granted During Fiscal Year That Remained Unvested as of Last Day of Fiscal Year for PEO 2 (\$)	Change in Fair Value from Last Day of Prior Fiscal Year to Last Day of Fiscal Year of Unvested Prior-Fiscal Year Equity Awards for PEO 2 (\$)	Vesting-Date Fair Value of Equity Awards Granted During Fiscal Year that Vested During Fiscal Year for PEO 2 (\$)	Change in Fair Value from Last Day of Prior Fiscal Year to Vesting Date of Unvested Prior-Fiscal Year Equity Awards that Vested During Fiscal Year for PEO 2 (\$)	Fair Value at Last Day of Prior Fiscal Year of Equity Awards Forfeited During Fiscal Year for PEO 2 (\$)	Total - Inclusion of Equity Values for PEO 2 (\$)
2025	20,575,484	15,086,951	—	3,546,514	—	39,208,949

Year	Average Year-End Fair Value of Equity Awards Granted During Fiscal Year That Remained Unvested as of Last Day of Fiscal Year for Non-PEO NEOs (\$)	Average Change in Fair Value from Last Day of Prior Fiscal Year to Last Day of Fiscal Year of Unvested Prior-Fiscal Year Equity Awards for Non-PEO NEOs (\$)	Average Vesting-Date Fair Value of Equity Awards Granted During Fiscal Year that Vested During Fiscal Year for Non-PEO NEOs (\$)	Average Change in Fair Value from Last Day of Prior Fiscal Year to Vesting Date of Unvested Prior-Fiscal Year Equity Awards that Vested During Fiscal Year for Non-PEO NEOs (\$)	Average Fair Value at Last Day of Prior Fiscal Year of Equity Awards Forfeited During Fiscal Year for Non-PEO NEOs (\$)	Total - Average Inclusion of Equity Values for Non-PEO NEOs (\$)
2025	4,624,701	3,636,095	—	906,766	—	9,167,562

(4) The Peer Group TSR set forth in this table utilizes the S&P 500 Industrials (Sector) Index ("S&P Industrials Index"), which we also utilize in the stock performance graph required by Item 201(e) of Regulation S-K included in our Annual Report for the fiscal year ended June 30, 2025. The comparison assumes \$100 was invested (with reinvestment of dividends) for the period starting June 30, 2020, through the end of the listed fiscal year in the Company and in the S&P Industrials Index, respectively. Historical stock performance is not necessarily indicative of future stock performance.

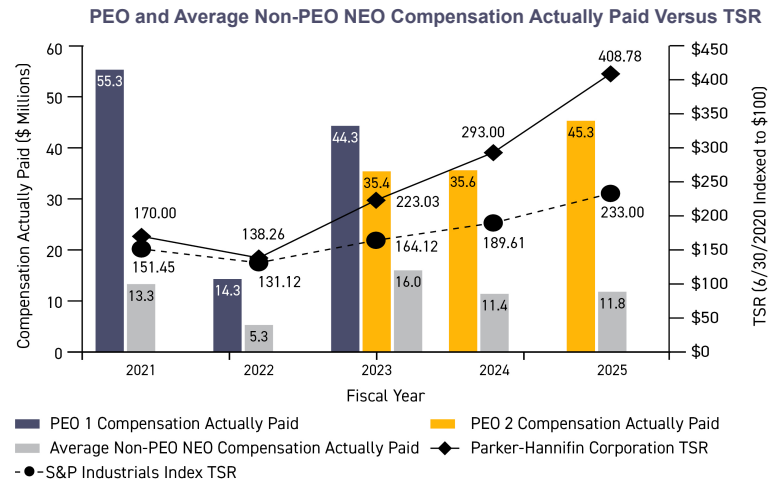
(5) We determined EPS Growth Relative to Peer Group to be the most important financial performance measure used to link Company performance to Compensation Actually Paid to our PEO and Non-PEO NEOs in fiscal year 2025. As described in the Compensation Discussion & Analysis, the LTIP Award for the three-calendar-year performance period is, in part, based on a comparison of the Company's EPS growth relative to the Peer Group companies in the aggregate. However, in compliance with SEC guidance, the table above reflects our relative as reported earnings per share performance for each listed fiscal year as compared with the Peer Group companies disclosed in the Compensation Discussion & Analysis for each such fiscal year.

(6) The Summary Compensation Table Total for PEO 2 for fiscal year 2024 has been corrected as described in footnote 7 to the Summary Compensation Table for Fiscal Year 2025. This correction resulted in a corresponding update to the Compensation Actually Paid to PEO 2 figure for fiscal year 2024.

(7) The relative performance of as reported earnings per share in fiscal year 2022 was significantly impacted by costs associated with our acquisition of Meggitt plc.

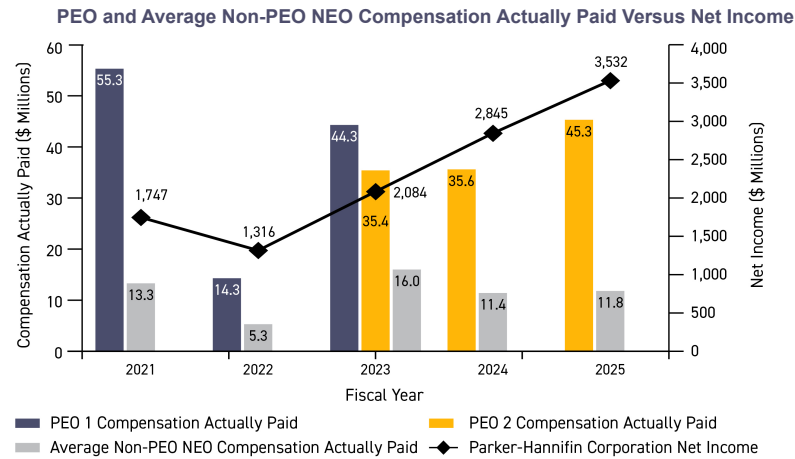
## Relationship Between PEO and Average Non-PEO NEO Compensation Actually Paid and Total Shareholder Return (“TSR”)

The following chart sets forth the relationship between Compensation Actually Paid to our PEOs, the average of Compensation Actually Paid to our Non-PEO NEOs, the Company’s cumulative TSR, and the Peer Group TSR over the five most recently completed fiscal years.



## Relationship Between PEO and Average Non-PEO NEO Compensation Actually Paid and Net Income

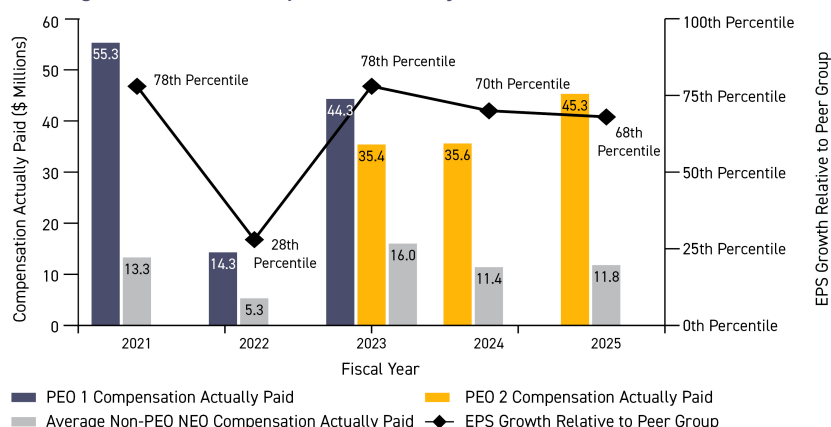
The following chart sets forth the relationship between Compensation Actually Paid to our PEOs, the average of Compensation Actually Paid to our Non-PEO NEOs, and our Net Income during the five most recently completed fiscal years.



## Relationship Between PEO and Average Non-PEO NEO Compensation Actually Paid and EPS Growth Relative to Peer Group

The following chart sets forth the relationship between Compensation Actually Paid to our PEOs, the average of Compensation Actually Paid to our Non-PEO NEOs, and our EPS Growth Relative to Peer Group during the five most recently completed fiscal years.

**PEO and Average Non-PEO NEO Compensation Actually Paid Versus EPS Growth Relative to Peer Group**



## 2025 Performance Measures

### Tabular List of Most Important Financial Performance Measures

The following table presents the financial performance measures that the Company considers to have been the most important in linking Compensation Actually Paid to our PEO and other NEOs for 2025 to Company performance. The measures in this table are not ranked.

<b>EPS Growth Relative to Peer Group</b>
<b>Segment Operating Income</b>
<b>Sales Revenue</b>
<b>Cash Flow Margin</b>
<b>Revenue Growth Relative to Peer Group</b>
<b>Average Return on Invested Capital Relative to Peer Group</b>

# Item 3 - Ratification of the Independent Registered Public Accounting Firm

The Audit Committee of our Board of Directors is responsible for the selection, retention and recommendation of our independent auditor. The Audit Committee has the sole authority and responsibility to appoint, compensate, retain, oversee, evaluate and, where appropriate, terminate, our independent auditor. In addition, the Audit Committee ensures the regular evaluation and rotation of the lead audit partner.

The Audit Committee recommends ratification of its appointment of Deloitte & Touche LLP ("D&T") as the independent registered public accounting firm to audit our financial statements as of and for the fiscal year ending June 30, 2026. D&T served as the independent registered public accounting firm to audit our financial statements as of and for the fiscal year ended June 30, 2025, and has served as our independent auditor since fiscal year 2008. A representative of D&T is expected to be present at the Annual Meeting of Shareholders and available to respond to appropriate questions, and will have an opportunity to make a statement if he or she desires to do so.



THE BOARD OF DIRECTORS UNANIMOUSLY RECOMMENDS A VOTE "FOR" THE PROPOSAL TO RATIFY THE APPOINTMENT OF D&T AS OUR INDEPENDENT REGISTERED PUBLIC ACCOUNTING FIRM FOR THE FISCAL YEAR ENDING JUNE 30, 2026.

## Audit Fees and All Other Fees

The following table sets forth the aggregate fees billed, or expected to be billed, for audit fees, audit-related fees, tax fees (compliance and planning), and all other fees for services rendered by D&T for the fiscal years ended June 30, 2025 and 2024:

	Twelve Months Ended June 30	
	2025	2024
<b>Audit Fees.</b> Fees for auditing our annual consolidated financial statements, reviewing our interim financial statements included in our Quarterly Reports on Form 10-Q filed with the SEC and services normally provided in connection with statutory and regulatory filings or engagements.	\$13,341,000	\$12,701,480
<b>Audit-Related Fees.</b> Fees for assurance and related services provided to us that are reasonably related to the performance of the audit or review of our financial statements and are not included in "Audit Fees." Fiscal years 2025 and 2024 related primarily to agreed upon procedures reports and other audit-related services.	\$7,000	\$8,000
<b>Tax Fees—Compliance.</b> Fees billed with respect to tax compliance services, such as global assistance in preparing various types of tax returns.	\$1,484,079	\$1,791,530
<b>Tax Fees—Planning.</b> Fees billed for tax planning services.	\$396,284	\$256,916
<b>All Other Fees.</b> Fees billed in connection with tax training.	\$1,121	\$812

## Audit Committee Pre-Approval Policies and Procedures

In accordance with the SEC's rules issued pursuant to the Sarbanes-Oxley Act of 2002, which require, among other things, that the Audit Committee pre-approve all audit and non-audit services provided by our independent registered public accounting firm, the Audit Committee has adopted a formal policy on auditor independence requiring the approval by the Audit Committee of all professional services rendered by our independent registered public accounting firm. The policy specifically provides for the pre-approval of certain permissible services up to a budgeted amount to be determined annually by the Audit Committee. All other services require Audit Committee approval on a case-by-case basis. All of the services described in "Audit-Related Fees," "Tax Fees" and "All Other Fees" were approved by the Audit Committee in accordance with our formal policy on auditor independence.

Under this policy, the Audit Committee can also pre-approve estimated fees for permissible non-audit services that may arise in the ordinary course of business. Before engaging our independent registered public accounting firm for such ordinary course services, (i) the services and fees are reviewed to ensure compliance with the policy by the independent registered public accounting firm, our Vice President and Controller, and the Company team members requesting the services and (ii) the independent registered public accounting firm and the Company confirm the services are permissible under the SEC and Public Company Accounting Oversight Board independence rules. The Audit Committee is informed quarterly as to the status of pre-approved services actually provided by the independent auditor. This policy does not delegate the Audit Committee's responsibility to pre-approve all services performed by our independent registered public accounting firm.

The Chair of the Audit Committee has been authorized by the Audit Committee to pre-approve services arising during the year that were not pre-approved by the Audit Committee at the time of the annual audit services engagement, subject to predefined financial limits set by the Audit Committee. Services that are pre-approved by the Audit Committee Chair are then communicated to, and ratified by, the full Audit Committee at the Audit Committee's next regularly scheduled meeting.

Ratification of the appointment of D&T as the independent registered public accounting firm for the fiscal year ending June 30, 2026 requires the affirmative vote of the holders of at least a majority of the shares of our common stock present or represented and entitled to vote on the proposal at the Annual Meeting of Shareholders. The Audit Committee and the Board of Directors believe that the continued retention of D&T as the independent registered public accounting firm for the fiscal year ending June 30, 2026 is in our best interest and the best interest of our shareholders.

## Report of the Audit Committee

Each of the members of our Audit Committee is independent as defined in our Independence Standards for Directors and in compliance with the independence standards applicable to audit committee members in the listing standards of the New York Stock Exchange and under the federal securities laws. The responsibilities of the Audit Committee are set forth in a written Audit Committee Charter, a copy of which is available on the Governance page of our investor relations website at [investors.parker.com](http://investors.parker.com).

In fulfilling its responsibilities, the Audit Committee reviewed and discussed our audited consolidated financial statements for the fiscal year ended June 30, 2025 with management and with D&T, our independent registered public accounting firm for the fiscal year ended June 30, 2025.

The Audit Committee has discussed with D&T the matters required to be discussed by the applicable requirements of the Public Company Accounting Oversight Board. In addition, the Audit Committee has received and reviewed the written disclosures and letter from D&T required by applicable requirements of the Public Company Accounting Oversight Board regarding D&T's communications with the Audit Committee concerning independence, and has discussed with D&T its independence.

Based on the reviews and discussions described above, the Audit Committee recommended to our Board of Directors that our audited consolidated financial statements for the fiscal year ended June 30, 2025 be included in our Annual Report on Form 10-K for the fiscal year ended June 30, 2025 filed with the SEC.

### Audit Committee:

Kevin A. Lobo, Chair	E. Jean Savage
Denise Russell Fleming	Laura K. Thompson
Linda A. Harty	James R. Verrier

# Beneficial Ownership of Common Stock

## Principal Shareholders

The following table sets forth, as of July 31, 2025, except as otherwise indicated, the name and address of each person believed to be a beneficial owner of more than 5% of our common shares and the number of common shares and the percentage so owned, as well as the beneficial ownership of our common shares by our Directors, the Named Executive Officers and all of our Directors and executive officers as a group.

Name of Beneficial Owner	Amount and Nature of Beneficial Ownership <sup>(a)</sup>	Percentage of Class <sup>(b)</sup>
<b>The Vanguard Group</b> 100 Vanguard Blvd. Malvern, PA 19355	10,460,755 <sup>(c)</sup>	8.26%
<b>State Street Corporation</b> One Congress Street, Suite 1 Boston, MA 02114	9,811,479 <sup>(d)</sup>	7.74%
<b>BlackRock, Inc.</b> 50 Hudson Yards New York, NY 10001	8,533,279 <sup>(e)</sup>	6.74%
<b>Denise Russell Fleming</b>	527	
<b>Lance M. Fritz</b>	6,152	
<b>Linda A. Harty</b>	4,800	
<b>Kevin A. Lobo</b>	7,313	
<b>E. Jean Savage</b>	127 <sup>(f)</sup>	
<b>Joseph Scaminace</b>	2,279 <sup>(g)</sup>	
<b>Laura K. Thompson</b>	4,038	
<b>James R. Verrier</b>	5,709	
<b>James L. Wainscott</b>	21,410	
<b>Beth A. Wozniak</b>	—	
<b>Jennifer A. Parmentier</b>	89,835 <sup>(h)</sup>	
<b>Todd M. Leombruno</b>	56,308 <sup>(i)</sup>	
<b>Andrew D. Ross</b>	43,366 <sup>(j)</sup>	
<b>Joseph R. Leonti</b>	20,956 <sup>(k)</sup>	
<b>Patrick M. Scott</b>	11,009 <sup>(l)</sup>	
All Directors and executive officers as a group (25 persons)	411,009 <sup>(m)</sup>	0.32%

(a) Unless otherwise indicated, the beneficial owner has sole voting and investment power. Certain executive officers have vested Stock Incentives in the form of SARs. SARs reported as beneficially owned by executive officers are estimated using the gross number of common shares that the applicable executive officer had the right to acquire on July 31, 2025 based on (i) the fair value of our common stock on July 31, 2025, which equaled \$731.90, and (ii) the presumed exercise of all SARs that have vested or will vest within 60 days of July 31, 2025 for such individual.

(b) No Director or executive officer beneficially owned more than 1% of our common shares as of July 31, 2025.

(c) Pursuant to a statement filed by The Vanguard Group with the SEC on February 13, 2024, in accordance with Rule 13d-1(b) of the Securities Exchange Act of 1934, The Vanguard Group has reported that, as of December 29, 2023, it had shared voting power over 157,415 common shares; sole dispositive power over 9,937,676 common shares; and shared dispositive power over 523,079 common shares.

(d) Pursuant to a statement filed by State Street Corporation with the SEC on February 4, 2025, in accordance with Rule 13d-1(b) of the Securities Exchange Act of 1934, State Street Corporation has reported that, as of December 31, 2024, it had shared voting power over 3,159,990 common shares and shared dispositive power over 9,809,044 common shares. The beneficial ownership of State Street Corporation includes 7,535,250 shares held by its subsidiary State Street Global Advisors Trust Company, which may also be deemed to be a beneficial owner, having shared voting power over 1,262,255 common shares and shared dispositive power over 7,534,750 common shares.

- (e) Pursuant to a statement filed by BlackRock, Inc. with the SEC on January 26, 2024, in accordance with Rule 13d-1(b) of the Securities Exchange Act of 1934, BlackRock, Inc. has reported that, as of December 31, 2023, it had sole voting power over 7,627,568 common shares and sole dispositive power over 8,533,279 common shares.
- (f) This amount includes 10 common shares owned indirectly by Ms. Savage through the Jean Savage Trust.
- (g) These common shares are owned indirectly by Mr. Scaminace through the Joseph Scaminace Revocable Trust.
- (h) This amount includes 1,042 common shares as to which Ms. Parmentier holds voting power pursuant to the Retirement Savings Plan as of July 31, 2025, and 41,011 common shares subject to Stock Incentives exercisable by Ms. Parmentier on or prior to September 30, 2025, granted under our stock incentive plans.
- (i) This amount includes 3,593 common shares as to which Mr. Leombruno holds voting power pursuant to the Retirement Savings Plan as of July 31, 2025, and 32,105 common shares subject to Stock Incentives exercisable by Mr. Leombruno on or prior to September 30, 2025, granted under our stock incentive plans.
- (j) This amount includes 3,764 common shares as to which Mr. Ross holds voting power pursuant to the Retirement Savings Plan as of July 31, 2025, and 21,717 common shares subject to Stock Incentives exercisable by Mr. Ross on or prior to September 30, 2025, granted under our stock incentive plans.
- (k) This amount includes 426 common shares as to which Mr. Leonti holds voting power pursuant to the Retirement Savings Plan as of July 31, 2025, and 2,902 common shares subject to Stock Incentives exercisable by Mr. Leonti on or prior to September 30, 2025, granted under our stock incentive plans.
- (l) This amount includes 77 common shares as to which Mr. Scott holds voting power pursuant to the Retirement Savings Plan as of July 31, 2025, and 6,482 common shares subject to Stock Incentives exercisable by Mr. Scott on or prior to September 30, 2025, granted under our stock incentive plans.
- (m) This amount includes 13,797 common shares as to which all executive officers as a group hold voting power pursuant to the Retirement Savings Plan as of July 31, 2025, and 186,728 common shares subject to Stock Incentives exercisable on or prior to September 30, 2025, granted under our stock incentive plans held by all executive officers as a group.

## Delinquent Section 16(a) Reports

Section 16(a) of the Securities Exchange Act of 1934 requires our executive officers and directors, and persons who own more than ten percent of our shares, to file reports of ownership and changes in ownership on Forms 3, 4 and 5 with the SEC. Based on our review of these reports, we believe that our executive officers and directors complied with all Section 16(a) filing requirements applicable to them with respect to transactions during the fiscal year ended June 30, 2025, except as described in this section. Due to an administrative oversight, we recently identified employment compensation that was deferred by two of our executive officers under the Deferred Compensation Plan and invested in the Plan's Parker Stock Fund in transactions that were not exempt from Section 16(a) reporting. Because the Deferred Compensation Plan became effective on January 1, 2023 and the deferrals occurred on a per pay period basis, this oversight resulted in late transaction reports for those executive officers. Specifically, for Matthew A. Jacobson, who became Vice President and President - Filtration Group and subject to Section 16(a) reporting on July 1, 2025, one late report was filed for one transaction involving approximately one share, and for Mr. Leombruno, 32 late reports were filed for 32 transactions involving approximately 143 shares, in the aggregate, since the January 1, 2023 effective date.



# General Information About the Annual Meeting

---


## How can I attend the Annual Meeting?

You may attend the Annual Meeting of Shareholders if you were a shareholder as of the close of business on September 5, 2025. If you are a registered shareholder or a participant in a retirement or savings plan maintained by us and plan to attend in person, please indicate your intention to attend by marking the appropriate box on the Proxy Card and returning same prior to the meeting, but no later than October 13, 2025. If you attend the Annual Meeting in person, please bring the Admission Card (torn from the top half of your proxy card), along with a proper form of photo identification. To ensure a smooth security check-in, and to allow the meeting to begin promptly at 9:00 a.m., please arrive no later than 8:45 a.m.

If your shares are held in the name of a bank, broker or other nominee and you wish to attend the Annual Meeting of Shareholders, you must bring proof of ownership, such as an account statement, that clearly shows that you held our common stock as of September 5, 2025 or a legal proxy obtained from your bank, broker or other nominee. Alternatively, you may obtain an Admission Card by sending your request and a copy of your proof of ownership to Parker-Hannifin Corporation, 6035 Parkland Boulevard, Cleveland, Ohio 44124, Attention: Secretary. You must also bring a photo ID.

For security purposes, no cameras, recording equipment, electronic devices, large bags, backpacks, briefcases or packages will be permitted in the meeting room or adjacent areas, and other items will be subject to search.

## How do I vote?

 <b>VOTE VIA INTERNET</b> www.proxyvote.com	 <b>VOTE BY PHONE</b> 800-690-6903	 <b>VOTE BY MAIL</b> Vote Processing c/o Broadridge 51 Mercedes Way, Edgewood NY 11717	 <b>VOTE AT THE MEETING</b> Parker-Hannifin Corporation 6035 Parkland Boulevard Cleveland, Ohio 44124
--	--	--	---



# Other Matters

---

## General

Our Board of Directors knows of no other matters that will be presented at the meeting. However, if any other matters properly come before the meeting or any adjournment, the person or persons voting the proxies will vote in accordance with their best judgment on such matters.

We will bear the expense of preparing, printing and mailing this Proxy Statement. In addition to solicitation by mail, our officers and other team members may solicit the return of proxies. We will request banks, brokers and other custodians, nominees and fiduciaries to send proxy material to beneficial owners of common shares. We will, upon request, reimburse them for their expenses in so doing. We have retained MacKenzie Partners, Inc., 7 Penn Plaza, New York, New York 10001, to assist in the solicitation of proxies at an anticipated cost of \$28,000 plus disbursements.

You are urged to vote your proxy promptly by internet, telephone or mail by following the instructions on the enclosed proxy card in order to make certain your shares will be voted at the meeting. Common shares represented by properly voted proxies will be voted in accordance with any specification made thereon and, if no specification is made, will be voted:

- in favor of the election of Denise Russell Fleming, Lance M. Fritz, Linda A. Harty, Kevin A. Lobo, Jennifer A. Parmentier, E. Jean Savage, Laura K. Thompson, James R. Verrier, James L. Wainscott, and Beth A. Wozniak as Directors for a term expiring at the Annual Meeting of Shareholders in 2026;
- in favor of approving, on a non-binding, advisory basis, the compensation of our Named Executive Officers; and
- in favor of the ratification of the appointment of D&T as independent registered public accounting firm for the fiscal year ending June 30, 2026.

The proposals contained herein are subject to the following approval thresholds:

## Item 1 – Election of Directors

The nominees for Director receiving the greatest number of votes cast at the Annual Meeting of Shareholders in person or by proxy will be elected; provided that such nominee receives more votes “for” than “against” his or her election. Accordingly, because abstentions and broker non-votes will not be counted as votes “for” or “against” a Director nominee, they will have no impact on this Item.

## Item 2 – Proposal to Approve the Compensation of our Named Executive Officers on a Non-Binding, Advisory Basis

This vote is advisory only and therefore is not binding on us or our Board of Directors. However, the Board of Directors and the Human Resources and Compensation Committee will review the results of the vote and take them into account when addressing the future compensation policies and decisions.

## Item 3 – Ratification of the Appointment of Independent Registered Public Accounting Firm

Although our independent registered public accounting firm may be selected by the Audit Committee without shareholder approval, the Audit Committee will consider the affirmative vote of a majority of the shares of our common stock present or represented and entitled to vote on this Item to be a ratification by the shareholders of D&T as our independent registered public accounting firm. Accordingly, abstentions will have the same effect as a vote cast “against” this proposal.

You may revoke your proxy at any time prior to the close of voting at the Annual Meeting of Shareholders by giving us notice in writing or by internet or telephone as set forth on the proxy card, without affecting any vote previously taken. However, your attendance at the meeting will not operate to revoke your proxy.

Our Annual Report, including financial statements for the fiscal year ended June 30, 2025, is being mailed to shareholders with this Proxy Statement. If a single copy of the Annual Report and Proxy Statement was delivered to an address that you share with another shareholder, you may request a separate copy by notifying us in writing at Parker-Hannifin Corporation, 6035 Parkland Boulevard, Cleveland, Ohio 44124-4141, Attention: Secretary, or by calling (216) 896-3000.

You can elect to view our future Annual Reports and Proxy Statements over the internet, instead of receiving paper copies in the mail. Providing these documents over the internet will save us the cost of producing and mailing them. If you give your consent, in the future, when, and if, we elect to provide these documents over the internet, you will receive notification that will contain the internet location where the documents are available. There is no cost to you for this service other than any charges you may incur from your internet provider, telephone and/or cable company. To give your consent, follow the prompts when you vote by telephone or over the internet or check the appropriate box located at the bottom of the enclosed proxy card when you vote by mail. Once you give your consent, it will remain in effect until you inform us otherwise in writing. If at any time you would like to receive a paper copy of our Annual Report or Proxy Statement, please contact us in writing at Parker-Hannifin Corporation, 6035 Parkland Boulevard, Cleveland, Ohio 44124-4141, Attention: Secretary, or by calling (216) 896-3000.

## Shareholders' Proposals

We must receive at our principal executive offices by May 22, 2026 any proposal of a shareholder intended to be presented at our 2026 Annual Meeting of Shareholders and to be included in our proxy, notice of meeting and proxy statement related to the 2026 Annual Meeting of Shareholders pursuant to Rule 14a-8 under the Securities Exchange Act of 1934. Such proposals should be submitted to us by certified mail, return receipt requested. Proposals of shareholders submitted outside the processes of Rule 14a-8 under the Securities Exchange Act of 1934, or Non-Rule 14a-8 Proposals, in connection with the 2026 Annual Meeting of Shareholders must be received by us in accordance with our advance notice procedures, which require that shareholders that desire to submit Non-Rule 14a-8 proposals submit the applicable notice to us no earlier than June 24, 2026 and no later than July 24, 2026. Our proxy related to the 2026 Annual Meeting of Shareholders will give discretionary authority to the proxy holders to vote with respect to all Non-Rule 14a-8 Proposals received by us after August 6, 2026. Our proxy related to the 2025 Annual Meeting of Shareholders gives discretionary authority to the proxy holders to vote with respect to all Non-Rule 14a-8 Proposals received by us after August 7, 2025.

Shareholders who wish to submit Director nominees for inclusion in our proxy statement for the 2026 Annual Meeting of Shareholders must meet the ownership and other requirements for proxy access set forth in our Amended and Restated Regulations. For the 2026 Annual Meeting of Shareholders, such nominations must be received by us no earlier than April 22, 2026 and no later than May 22, 2026.

In addition to satisfying the requirements under our Amended and Restated Regulations, if a shareholder intends to comply with the universal proxy rules and to solicit proxies in support of Director nominees other than the Company's nominees, the shareholder must provide notice that sets forth the information required by Rule 14a-19 under the Exchange Act, which notice, in order to satisfy the requirements of our Amended and Restated Regulations, must be postmarked or transmitted electronically to us at our principal executive offices no later than 90 nor more than 120 calendar days prior to the one-year anniversary date of the preceding Annual Meeting of Shareholders (for the 2026 Annual Meeting of Shareholders, no later than July 24, 2026 and not before June 24, 2026). It is also possible that certain other deadlines would apply under our Amended and Restated Regulations. For instance, if the date of the Annual Meeting of Shareholders is scheduled for a date more than 90 calendar days prior to or more than 120 calendar days after the anniversary of the preceding Annual Meeting of Shareholders, notice by the shareholder to be timely must be delivered no later than the later of the 90th calendar day prior to such Annual Meeting of Shareholders and the tenth calendar day following the day on which public announcement of the Annual Meeting of Shareholders is first made.

## Shareholder Recommendations for Director Nominees

The Corporate Governance and Nominating Committee will consider shareholder recommendations for nominees for election to our Board of Directors if such recommendations are in writing and set forth the information listed below. Such recommendations must be submitted to Parker-Hannifin Corporation, 6035 Parkland Boulevard, Cleveland, Ohio 44124-4141, Attention: Secretary, and must be received at our executive offices on or before June 30 of each year in anticipation of the following Annual Meeting of Shareholders. All shareholder recommendations for Director nominees must set forth the following information:

1. The name and address of the shareholder recommending the candidate for consideration as such information appears on our records; the telephone number where such shareholder can be reached during normal business hours; the number of common shares owned by such shareholder; the length of time such shares have been owned by the shareholder and any direct or indirect interest of such shareholder in any contract with us or any subsidiaries or affiliates or any of our principal competitors (a list of which will be provided by the Company within ten days following a request therefor by such shareholder); any material transaction between such shareholder and us, any subsidiaries or affiliates or any of our principal competitors (a list of which will be provided by the Company within ten days following a request therefor by such shareholder); and if such shareholder is not a natural person, the identity of the natural person or persons associated with such shareholder and the qualifications and background of such shareholder and any proportionate shares in us or derivative interests held, directly or indirectly, by a general or limited partnership of such shareholder for which such shareholder is a general partner or runs a beneficial interest in a general partner. If such person is not a shareholder of record or if such shares are owned by an entity, reasonable evidence of such person's beneficial ownership of such shares or such person's authority to act on behalf of such entity;
2. Complete information as to the identity and qualifications of the proposed nominee, including the full legal name, age, business and residence addresses and telephone numbers and other contact information, and the principal occupation and employment of the candidate recommended for consideration, including his or her occupation for at least the past five years, with a reasonably detailed description of the background, education, professional affiliations and business and other relevant experience (including directorships, employment and civic activities) and qualifications of the candidate;

3. The reasons why, in the opinion of the recommending shareholder, the proposed nominee is qualified and suited to be a Director;
4. The disclosure of any relationship of the candidate being recommended with us or any of our subsidiaries or affiliates, whether direct or indirect;
5. A description of all relationships, arrangements and understandings between the proposing shareholder and the candidate and any other person(s) (naming such person(s)) pursuant to which the candidate is being proposed or would serve as a Director, if elected; and
6. A written acknowledgment by the candidate being recommended that he or she has consented to being considered as a candidate, has consented to our undertaking of an investigation into that individual's background, education, experience and other qualifications in the event that the Corporate Governance and Nominating Committee desires to do so, has consented to be named in our Proxy Statement and has consented to serve as a Director, if elected.

# Company Information

---

## Parker Corporate Headquarters

Parker-Hannifin Corporation  
6035 Parkland Boulevard  
Cleveland, Ohio 44124-4141  
216 896 3000

---

## Stock Information

New York Stock Exchange  
Ticker symbol: PH  
[investors.parker.com](http://investors.parker.com)

---

## Independent Registered Public Accounting Firm

Deloitte & Touche, LLP, Cleveland, Ohio

---

## Transfer Agent & Registrar

Equiniti Trust Company  
EQ Shareowner Services  
P.O. Box 64854  
St. Paul, Minnesota 55164-0854  
Telephone 800 468 9716  
[www.shareowneronline.com](http://www.shareowneronline.com)

---

## Investor Contact

JEFFREY J. MILLER  
Vice President – Investor Relations  
216 896 2708  
[jeffrey.miller@parker.com](mailto:jeffrey.miller@parker.com)

---



6035 Parkland Blvd.  
Cleveland, Ohio 44124

[www.parker.com](http://www.parker.com)

---



PARKER-HANNIFIN CORPORATION  
ATTN: JOSEPH R. LEONTI  
6035 PARKLAND BLVD.  
CLEVELAND, OH 44124-4141



**SCAN TO  
VIEW MATERIALS & VOTE**



**VOTE BY INTERNET - [www.proxyvote.com](http://www.proxyvote.com) or scan the QR Barcode above**

Use the Internet to transmit your voting instructions and for electronic delivery of information. Vote by 11:59 p.m. Eastern Daylight Time on October 21, 2025 for shares held directly and by 11:59 p.m. Eastern Daylight Time on October 19, 2025 for shares held in one of the Parker-Hannifin Corporation employee savings plans. Have your proxy card in hand when you access the web site and follow the instructions to obtain your records and to create an electronic voting instruction form.

**ELECTRONIC DELIVERY OF FUTURE PROXY MATERIALS**

If you would like to reduce the costs incurred by our company in mailing proxy materials, you can consent to receiving all future proxy statements, proxy cards and annual reports electronically via e-mail or the Internet. To sign up for electronic delivery, please follow the instructions above to vote using the Internet and, when prompted, indicate that you agree to receive or access proxy materials electronically in future years.

**VOTE BY PHONE - 1-800-690-6903**

Use any touch-tone telephone to transmit your voting instructions and for electronic delivery of information. Vote by 11:59 p.m. Eastern Daylight Time on October 21, 2025 for shares held directly and by 11:59 p.m. Eastern Daylight Time on October 19, 2025 for shares held in one of the Parker-Hannifin Corporation employee savings plans. Have your proxy card in hand when you call and then follow the instructions.

**VOTE BY MAIL**

Mark, sign and date your proxy card and return it in the postage-paid envelope we have provided or return it to Vote Processing, c/o Broadridge, 51 Mercedes Way, Edgewood, NY 11717.

If you vote by Internet or Phone, please do not mail this Proxy Card.

TO VOTE, MARK BLOCKS BELOW IN BLUE OR BLACK INK AS FOLLOWS:

V78707-P36579

KEEP THIS PORTION FOR YOUR RECORDS  
DETACH AND RETURN THIS PORTION ONLY

**THIS PROXY CARD IS VALID ONLY WHEN SIGNED AND DATED.**

**PARKER-HANNIFIN CORPORATION**

**IF NO DIRECTIONS ARE GIVEN, YOUR PROXY WILL BE VOTED IN ACCORDANCE WITH THE BOARD OF DIRECTORS' RECOMMENDATIONS. THE BOARD OF DIRECTORS RECOMMENDS A VOTE FOR THE ELECTION OF ALL DIRECTOR NOMINEES AND FOR ITEMS 2 AND 3.**

1. Election of the following individuals as Directors for a term expiring at the Annual Meeting of Shareholders in 2026.

**Nominees:**

1a. Denise Russell Fleming

**For Against Abstain**

☐ ☐ ☐

1b. Lance M. Fritz

☐ ☐ ☐

1c. Linda A. Harty

☐ ☐ ☐

1d. Kevin A. Lobo

☐ ☐ ☐

1e. Jennifer A. Parmentier

☐ ☐ ☐

1f. E. Jean Savage

☐ ☐ ☐

1g. Laura K. Thompson

☐ ☐ ☐

1h. James R. Verrier

☐ ☐ ☐

1i. James L. Wainscott

☐ ☐ ☐

1j. Beth A. Wozniak

☐ ☐ ☐

**For Against Abstain**

2. Approval of, on a non-binding, advisory basis, the compensation of our Named Executive Officers.

☐ ☐ ☐

3. Ratification of the appointment of Deloitte & Touche LLP as our independent registered public accounting firm for the fiscal year ending June 30, 2026.

☐ ☐ ☐

**NOTE:** To transact such other business as may properly come before the meeting.

Please sign exactly as your name(s) appear(s) hereon. When signing as attorney, executor, administrator, or other fiduciary, please give full title as such. Joint owners should each sign personally. All holders must sign. If a corporation or partnership, please sign in full corporate or partnership name by authorized officer.

Signature [PLEASE SIGN WITHIN BOX]      Date

Signature (Joint Owners)      Date



**PARKER-HANNIFIN CORPORATION**  
**2025 ANNUAL MEETING OF SHAREHOLDERS**  
**Wednesday, October 22, 2025**  
**9:00 a.m., EDT**

**Important Notice Regarding the Availability of Proxy Materials for the Annual Meeting:**  
The Notice and Proxy Statement and Annual Report are available at [www.proxyvote.com](http://www.proxyvote.com).

V78708-P36579

**PARKER-HANNIFIN CORPORATION**  
**Annual Meeting of Shareholders**  
**October 22, 2025 9:00 a.m., EDT**  
**This proxy is solicited by the Board of Directors**

The undersigned hereby appoints JENNIFER A. PARMENTIER, TODD M. LEOMBRUNO and JOSEPH R. LEONTI, and any of them, as proxies to represent and to vote all shares of stock of Parker-Hannifin Corporation that the undersigned is entitled to vote at the Annual Meeting of Shareholders of the Corporation to be held on October 22, 2025, and at any adjournment(s) thereof, on the proposals more fully described in the Proxy Statement for the Meeting in the manner specified herein and on any other business that may properly come before the Meeting.

This card also serves as voting instructions to Fidelity Management Trust Company, as Trustee for shares held in the Parker Retirement Savings Plan; and to Computershare, Inc. and Link Asset Services, as the administrators for the Parker-Hannifin Corporation Global Employee Stock Purchase Plan; and SunLife, as Trustee for shares held in the Deferred Profit Sharing Plan for Employees of Parker Hannifin Canada, the Parker Registered Retirement Savings Plan for Employees of Parker Hannifin Canada, and the Parker Employee Profit Sharing Plan for Employees of Parker Hannifin Canada. The Trustee of the Parker Retirement Savings Plan will vote all uninstructed and unallocated shares in the same proportion as the shares for which the Trustee receives voting instructions.

**Continued and to be signed on reverse side**